


SA4510X

Smeg 45cm freestanding/built-in dishwasher



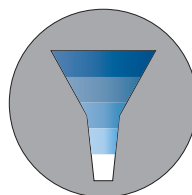
SAVE ON ENERGY AND PROTECT THE ENVIRONMENT

- always try to run the dishwasher fully loaded
- do not wash dishes in running water
- use the washing program that is most appropriate for each type of load
- do not carry out any preliminary rinsing
- if available, connect the dishwasher to a hot water supply up to 60°C

The phosphates contained in dishwasher detergents are harmful to the environment. To avoid using excessive amounts of detergent and to save on electricity, observe the following:

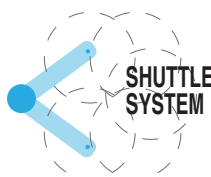
- separate the more delicate items from dishes that are more resistant to aggressive detergents and high temperatures;
- do not pour the detergent directly onto the dishes

installation	freestanding/built-in
dimensions	850mmH x 448mmW x 600mmD
capacity	10 placesettings (IEC international)
wash action	two wash arms — lower arm with shuttle system
programs	five wash programs
wash temperatures	40°C, 55°C, 65°C and 70°C rinses at ambient, 68°C and 70°C
half load	top basket on four wash programs, separate cutlery basket
baskets	2 x graphite: top baskets tilts for larger plate placement below
water connection	cold or hot
drying	residual heat hot air
anti-flood	five-stage water security
noise level	48 dB
water usage	13 litres on ECO program
motors	wash/rinse motor 150 watt drain pump 20 watt heating element 2100 watt concealed
accessory	worktop/lid fitted — removable
warranty	two years parts and labour



5-STAGE FILTRATION SYSTEM

The ultimate dishwasher filtration system — traps food and prevents it from entering the wash system, thus maintaining a high-quality wash



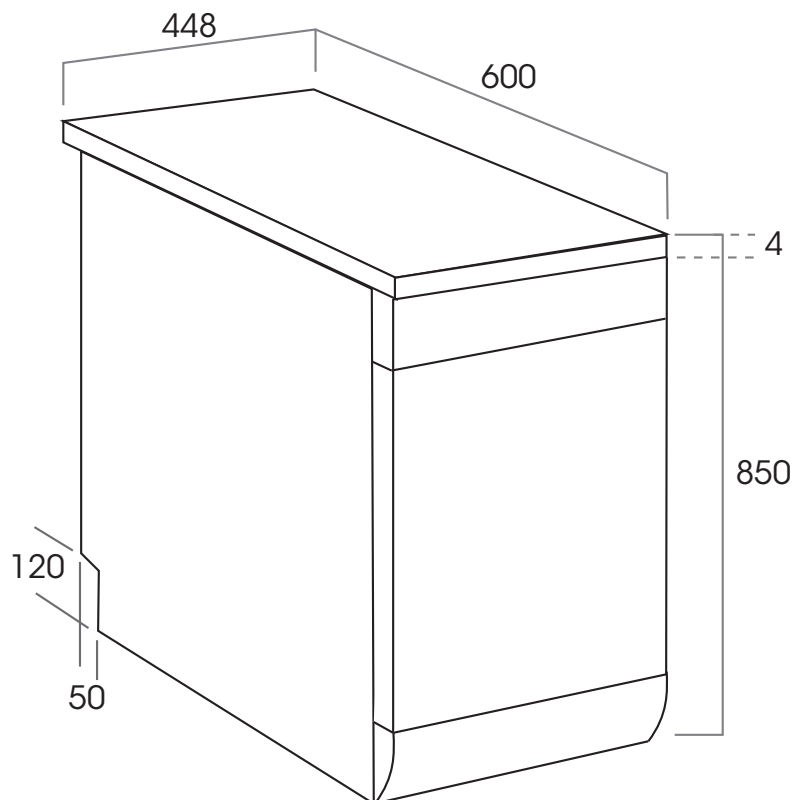
SHUTTLE SYSTEM






Because of the rectangular shape of the 45cm dishwasher, Smeg has developed a system whereby the lower arm is 'shuttled' from front to back on a secondary supporting arm. This ensures optimum water distribution throughout.



SA4510X

Smeg 45cm freestanding/built-in dishwasher



Program			Load	Program progress	Duration	Consumption	
					minutes	water litres	power kW
1		soak	pans and dishes awaiting completion of load	cold prewash	15	6	0.03
2		normal ECO	delicate dishes with normal soiling	wash at 45°C cold rinse rinse at 68°C dry	67	12	0.90
3		ECO	dishes with normal soiling, washed immediately after use	wash at 50°C cold rinse rinse at 65°C dry	125	13	1.01
4		normal	dishes with normal soiling, washed immediately after use	cold prewash wash at 65°C cold rinse rinse at 68°C dry	80	17	1.20
5		ultra clean	heavily soiled pans and dishes (except delicate items) washed immediately after use	prewash at 45°C wash at 70°C 2 x cold rinses rinse at 70°C dry	105	20	1.50