

N 90, Built-In Fully Automatic Coffee Machine, Flex Design  
CL9TX11Y0



#### Optional accessories

Z9801TWAY0 : Twist Pad Flex, Anthracite Grey , Z9801TWBY0 : Twist Pad Flex, Brushed Bronze , Z9801TWDY0 : Twist Pad Flex, Deep Black , Z9801TWMY0 : Twist Pad Flex, Metallic Silver , ZC045AY0 : FlexDesign AG 45 KVA Coffee , ZC045BY0 : FlexDesign BB 45 KVA Coffee , ZC045DY0 : FlexDesign DB 45 KVA Coffee , ZC045MY0 : FlexDesign MS 45 KVA Coffee , ZC060AY0 : , ZC060BY0 : , ZC060DY0 : , ZC060MY0 : , ZC060TY0 :

- ✓ Home Connect – Discover smart home appliances that make everyday life easier
- ✓ Aroma Select - an aroma profile to match your defined palate.
- ✓ Auto Milk Clean - say goodbye to worry and work and hello to a clean system after every drink.
- ✓ Premium 6.8" Full Touch TFT Display - Easy to use and intuitive interface for maximum comfort.
- ✓ Coffee World - brew international coffee specialties in the comfort of your own kitchen.

#### Features

##### Technical Data

Built-in / Free-standing : Built-in  
 Frothing nozzle : No  
 Display : No  
 Water protection system : no  
 Dimensions (HxWxD) : 455 x 594 x 385 mm  
 Dimensions of the packed product (HxWxD) : 540 x 478 x 670 mm  
 Hot water spout : No  
 Standby function : Yes  
 Simultaneous preparation of 2 cups : Yes  
 Included accessories : 1 x assembly screws, 1 x milk container, 1 x test strip, 1 x connection hose for milk frother, 1 x milk pipe, 1 x welcome-Box  
 Optional accessories : Z9801TWMY0, ZC045AY0, ZC045BY0, ZC045DY0, ZC045MY0, ZC060AY0, ZC060BY0, ZC060DY0, ZC060MY0, ZC060TY0, Z9801TWAY0, Z9801TWBY0, Z9801TWDY0  
 Fuse protection : 10 A  
 Voltage : 220-240 V  
 Frequency : 50/60 Hz  
 Plug type : Gardy plug w/ earthing  
 Product group : Built-in coffee machine  
 Product name/family : Built-in coffee machine  
 Product name / Commercial code : CL9TX11Y0  
 Typology : Fully automatic  
 Length electrical supply cord : 170.0 cm  
 Maximum height for installation : 449 mm  
 Dimensions (HxWxD) : 455 x 594 x 385 mm  
 Dimensions of the packed product (HxWxD) : 540 x 478 x 670 mm  
 Net weight : 42.000 lbs  
 Net weight : 18.9 kg  
 Gross weight : 49.000 lbs  
 Gross weight : 22.3 kg  
 Capacity water container : 2.4 l  
 Included accessories : 1 x assembly screws, 1 x milk container, 1 x test strip, 1 x connection hose for milk frother, 1 x milk pipe, 1 x welcome-Box



4 242004 261742

*N 90, Built-In Fully Automatic Coffee Machine, Flex*  
*Design*  
*CL9TX11V0*

## Features

### Flavour

- Up to 29 different coffee specialties (within appliance and Home Connect app)
- Warm milk, milk froth and hot water function
- aromaSelect – 3 different aroma profiles (mild-balanced-distinctive)
- Adjustable milk ratio for classic milk-mix beverages
- Intelligent strength adjustment – adaptive coffee management based on strength and size
- AromaDoubleShot – less bitterness in large beverages due to two brewing processes

### Convenience

- Premium 6.8" Full Touch TFT Display
- Favorites: save up to 30 personalised beverages
- Automatic milk amount detection – suitable for included container, 1 litre milk carton or your individual container
- Coffee pot function
- Height adjustable beverage outlet (up to 15 cm (max) high glasses)
- OneTouch DoubleCup – brew two cups of coffee at the same time
- 2.4 l removable water tank

### Performance

- SilentCeramDrive – high quality grinder made of wear-resistant ceramic
- Water pump with 19 bar pressure

### Hygiene

- AutoMilkClean – automatic steam cleaning after every drink
- (combined Calc'nClean program available) – combined descaling and cleaning program for less effort
- Removable brewing unit – for easy and hygienic cleaning
- Dishwasher-proof: beverage outlet, drip tray and drip pans
- Automatic reminder for cleaning, descaling or water filter change

### Home Connect

- Remote control – operate your appliance from everywhere
- Coffee Playlist – select several drinks in the app, prepared in your chosen order
- Software updates – always the newest software status
- Security: Security is of top priority at Home Connect. The Home Connect app has been tested and certified by TÜV IT. And the encrypted data transfer via Home Connect protocol protects against unauthorised access.

### Extras

- Integrated 0.7L milk container
- 500 g bean container with aroma protection lid
- Illuminated coffee outlet, stage and interior
- Adjustable grinding degree (multi-level)
- Child lock

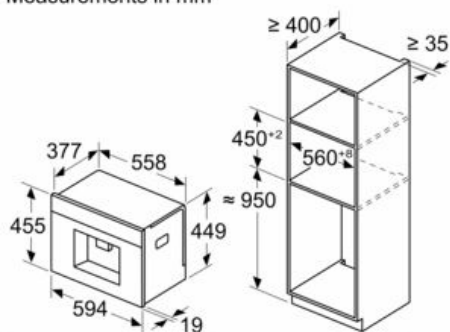
### Accessories

- Included accessories: 1 x milk pipe, 1 x assembly screws, 1 x milk container, 1 x welcome-Box, 1 x test strip, 1 x connection hose for milk frother
- Separately available accessories: cleaning tablets (00311969), descaling tablets (00311974), BRITA Intenza water filter (17000705, 17000706), care set for fully-automatic espresso makers (00312014)

N 90, Built-In Fully Automatic Coffee Machine, Flex  
Design  
CL9TX11V0

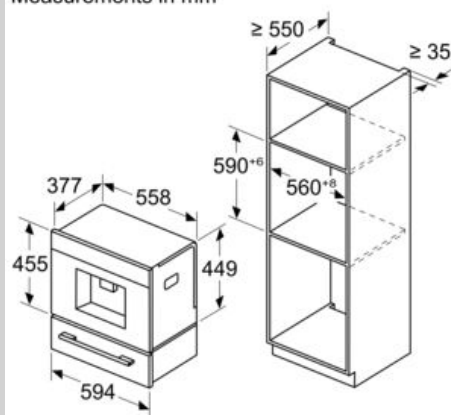
Dimensioned drawings

Measurements in mm

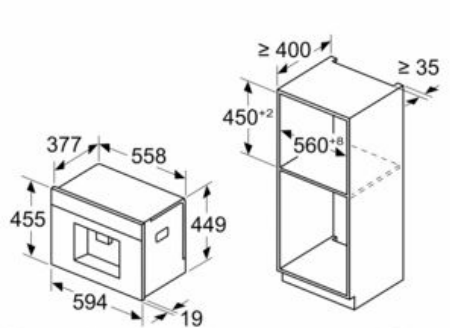


Bean and water containers are removed from the front  
Recommended installation height  
950–1450 mm

Measurements in mm

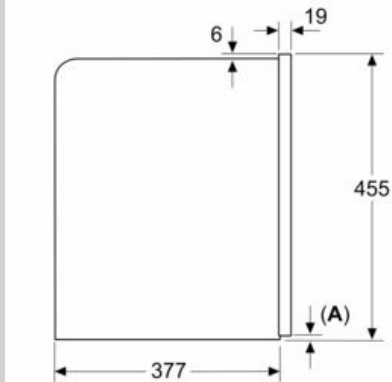


Measurements in mm



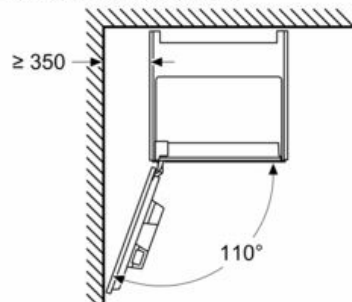
Bean and water containers are removed from the front  
Recommended installation height  
950–1450 mm

Measurements in mm



A: 7.5 mm

Measurements in mm  
Left corner installation



If using the 92° hinge limiter, the min. distance to the wall is only 100 mm