

**609L quad door fridge, matte black with an ice & water door dispenser, FlexSpace™ fully convertible compartment offering 5 predefined temperature settings, FreshSeal™ automatic humidity control crispers, SnackZone and 3.5-star energy rating.**



# Product Details

## FEATURES

FlexSpace Convertible Compartment	SmartSplit Door Design	Ice & Water Dispenser	FreshSeal Crisper
SnackZone	Slide Back and Flip Up Shelves	DualCooling	Energy saving holiday mode
Egg tray	Door alarm	Quick freeze function	Quick chill function
Electronic touch controls	Electronic temperature controls	LED lighting	More environmentally friendly refrigerant (R600a)

## BENEFITS

One compartment, any occasion Our FlexSpace convertible compartment can go from fridge to freezer at the touch of a button*. With 5 different temperature settings - choose from frozen foods -23C, chilled protein -2C, chilled drinks 0C, deli snacks 3C or chilled wine 7C, we're happy to help keep you organised. *Within 2 hours	Easy access and organisation Keep your food fresher and fridge cool by only having to open one door. Our SmartSplit door design means you can get to those larger items easily by only opening one door.
Modern matte black finish Transform your kitchen, with our matte black quad door fridge. The 609L fridge can fit your family's shopping, is easy to wipe away fingerprints and embodies elegance and contemporary style.	Ice cold drinks anytime The dispenser provides fresh, filtered water as well as cubed or crushed ice at the touch of a button for all your family needs.

#### Seal in the freshness

FreshSeal Crispers with automatic humidity control give you the flexibility to look after your fruit and vegetables the right way. Designed with your comfort in mind, the easy glide crisper bins open effortlessly and provide easy access even when they're full.

---

#### SnackZone

The SnackZone is the ideal compartment for family favourites. The optimal height for even the smallest family members to reach, ensuring healthy snacks are always available.

#### DualCooling

With the DualCooling system, the fridge and freezer compartments work independently to maintain the optimum temperature and humidity to keep foods fresher or frozen.

---

## Specifications

### PRODUCT PROFILE

Domestic warranty details (yrs)	2
Additional domestic warranty for the sealed refrigeration system only (yrs)	3
Refrigerator Type	quad door
Exterior door finish	Matte black
Handle design	integrated
Fridge door opening	left and right
Cooling system	frost free
Freezer door opening	left and right
Refrigerant	R600a
Dispenser type	ice and water
Plumbed water supply required	Yes
Compressor	Inverter

### DIMENSIONS

Total height (mm)	1782
Cabinet height (mm)	1756
Total width (mm)	913
Cabinet width (mm)	908
Total depth (mm)	749
Cabinet depth (mm)	625
Depth door open 90degree (mm)	1189
Air space above cabinet (mm)	25
Food Compartment Capacity (L) - AS/NZS 4474.1 2007 (IEC 62552-2015) *	371
Freezer Compartment Capacity (L) - AS/NZS 4474.1 2007 (IEC 62552-2015) *	147
Convertible Compartment Capacity (L) - AS/NZS 4474.1 2007 (IEC 62552-2015) *	91

## ENERGY

Energy Star Rating - AS/NZS 4474.1 2007 (IEC 62552- 2015) *	3.5
Energy Consumption (kWh/year) - AS/NZS 4474.1 2007 (IEC 62552- 2015) *	501

## FOOD COMPARTMENT

### SHELVING

Shelf material	glass
Number of shelf levels	2
Type of shelf	spill safe shelf,adjustable shelf
Flip up shelf	1

## DIMENSIONS

Total Capacity (L) - AS/NZS 4474.1 2007 (IEC 62552- 2015) \*

## REFRIGERATOR SYSTEM

Controls	electronic (with display)
Controls location	internal
Controls type	touch
Control functions	quick freeze function,quick chill,lock,ice maker
Door alarm	fridge and freezer

## CRISPERS

Crisper lid/shelf	plastic
Crispers Runner system	rollers
Crisper features	automatic humidity control,fully sealed
1/3 width crisper	1
2/3 width crisper	1

1/3 width shelves	1
-------------------	---

2/3 width shelves	1
-------------------	---

## LIGHTING

Feature lighting	LED
------------------	-----

Main light	LED
------------	-----

## FOOD COMPARTMENT DOOR

### BINS

Deep bottle bin	1
-----------------	---

Shallow bin	2
-------------	---

1/3 width bins	1
----------------	---

Expandable bin	1
----------------	---

## SPECIAL COMPARTMENTS

Small items bin	1
-----------------	---

## CONVERTIBLE COMPARTMENT/DRAWER

## OTHER PROPERTIES

Other Properties-FOOD COMPARTMENT	Egg tray, Snack zone, Deodoriser, Water filter
-----------------------------------	--

## DAIRY COMPARTMENT

Half width, with lid	1
----------------------	---

## EXTERNAL

Dispenser through door	ice and water
------------------------	---------------

## CONVERTIBLE COMPARTMENT DOOR

## SHELVING

Shelving	glass shelf
Type of shelf	slide out shelf
Number of shelves	2

## FREEZER COMPARTMENT

### ICE FACILITY

Ice Maker	Automatic
-----------	-----------

## BASKET/DRAWER

Full width freezer drawer	1
---------------------------	---

## FREEZER DOOR

### INTERNAL

Freezer door bins - full width	2
--------------------------------	---

## CONVERTIBLE COMPARTMENT DOOR

Door bins - full width	2
------------------------	---

## SHELVING

Shelving	glass shelf
Type of shelf	slide out shelf
Number of shelves	2

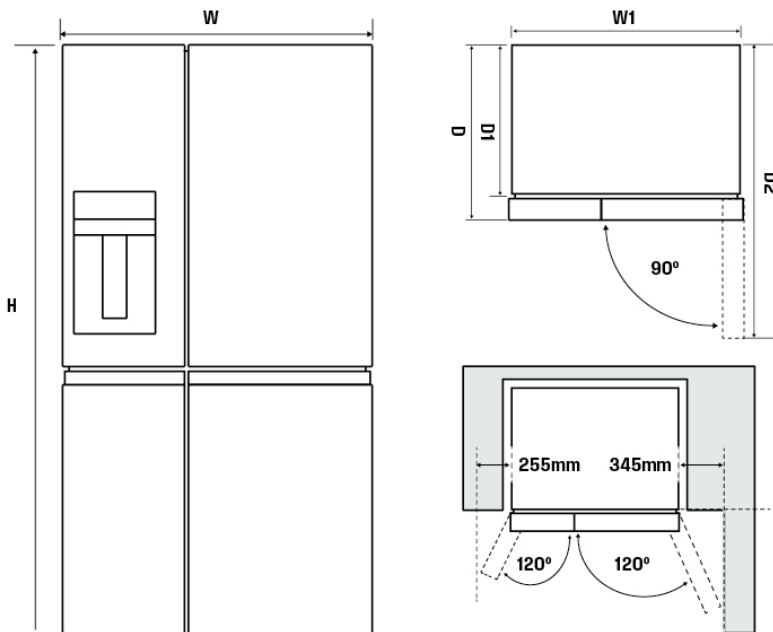
## LIGHTING

Main light	LED
------------	-----

## Dimensions

### Large quad door fridge

WQE6170BB



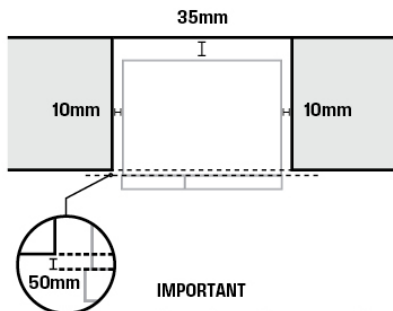
When positioned in a corner area, spacing of at least 345mm on the right hinge side and 255mm on the left hinge side will allow the doors to open enough to enable the removal of bins and shelves.

### Installation options for optimal aesthetics:

#### Minimum side clearance kitchen cabinet

Fridge must sit 50mm proud of kitchen cabinetry.

Minimum cabinetry opening (WxDxH):  
928mm x 613mm x 1807mm



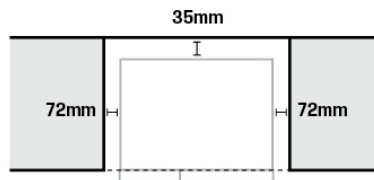
#### IMPORTANT

These dimensions are a guide only. All measurements are in millimetres (mm). For complete installation instructions, refer to the manual provided with product.

#### Front of fridge in line with kitchen cabinet

Side clearance must be 72mm either side of the fridge, to have the fridge doors sitting proud of the kitchen cabinetry.

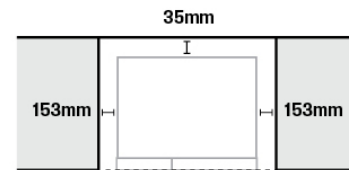
Minimum cabinetry opening (WxDxH):  
1052mm x 663mm x 1807mm



#### Fridge door flush with the kitchen cabinet

Side clearance must be 153mm either side of the fridge, to have the fridge doors sitting flush with the kitchen cabinetry.

Minimum cabinetry opening (WxDxH):  
1215mm x 784mm x 1807mm



Please note: Top gap all 25mm.



# Terms and Conditions

## IMPORTANT

This is a guide of product dimensions only. For complete installation instructions, refer to the manual provided with product.

## PRODUCT INFORMATION

The descriptors and illustrations in this publication apply to the specific products and models described as at the date of issue. Under our policy of continuous product development, product specifications may change without notice. Prospective purchasers should therefore check with their retailer to ensure this publication correctly describes the products that are being offered for sale. All information supplied is to be used for general reference purposes only and is on the understanding that Electrolux Home Products Pty Ltd (Australia) and Electrolux (NZ) Ltd (New Zealand) will not be liable for any loss, liability or damage of whatever kind arising as a result of reliance on such information. Colours of products illustrated are as close as printing limitations allow. Electrolux will at all times comply with its obligations pursuant to law including Trade Practices (Australian Consumer Law) Act and Regulations.

## WARRANTY

This warranty only applies to Appliances purchased and used in Australia or New Zealand and used in normal domestic applications and is in addition to (and does not exclude, restrict, or modify in any way) any non-excludable statutory warranties in Australia or New Zealand. All warranties are subject to the conditions set out in the warranty card accompanying the product when purchased.

### ELECTROLUX HOME PRODUCTS AUSTRALIA

telephone: 1300 363 640

fax: 1800 350 067

email: [customercare@electrolux.com.au](mailto:customercare@electrolux.com.au)

web: [www.electrolux.com.au](http://www.electrolux.com.au)

### ELECTROLUX HOME PRODUCTS NEW ZEALAND

telephone: 09 573 2230

fax: 09 573 2221

email: [customercare@electrolux.co.nz](mailto:customercare@electrolux.co.nz)

web: [www.electrolux.co.nz](http://www.electrolux.co.nz)