

Series 8, Built-In Fully Automatic Coffee Machine, Black CTL7181B0



- **TFT-touchdisplay Pro:** Smooth slide and touch display for comfortable operation.
- **AutoMilk Clean:** Automatic steam cleaning after every beverage for a properly cleaned milk system.
- **CoffeeWorld:** Discover the delicious taste of international coffee specialties.
- **Favorites:** Save up to 30 individual coffee preferences.
- **AromaDouble Shot:** Extra-strong coffee with less bitterness thanks to two grinding and brewing processes

Built-in / Free-standing: Built-in
 Net weight: 19.0 kg
 Gross weight: 22.3 kg
 Dimensions (HxWxD): 455 x 594 x 385 mm
 Dimensions of the packed product (HxWxD): 540 x 550 x 670 mm
 Min. required niche size for installation (HxWxD): 449 x 558 x 376 mm
 EAN code: 4242005310340
 Fuse protection: 10 A
 Voltage: 220-240 V
 Frequency: 50/60 Hz
 Length electrical supply cord: 170.0 cm

TCZ7003 Accessories small appliances
 TCZ7033 Water filter
 TCZ8001A Cleaning tablets
 TCZ8002A Descaling tablets
 TCZ8004A Care set espresso
 Y988081300 :
 Y988081302 :
 Y988081303 :
 Y988081012 :



Series 8, Built-In Fully Automatic Coffee Machine, Black CTL7181B0

Flavour

- Warm milk, milk froth and hot water function
- aromaSelect – 3 different aroma profiles (mild-balanced-distinctive)
- Adjustable milk ratio for classic milk-mix beverages
- Intelligent strength adjustment – adaptive coffee management based on strength and size
- AromaDoubleShot – less bitterness in large beverages due to two brewing processes

Convenience

- TFT-Touchdisplay Pro - 6.8" colour display with touch and slide functionality
- Favorites: save up to 30 personalised beverages
- Height adjustable beverage outlet (up to 15 cm (max) high glasses)
- oneTouch DoubleCup – get two cups at the touch of a button
- 2.4 l removable water tank

Performance

- SilentCeram Drive – high quality grinder made of wear-resistant ceramic
- Water pump with 19 bar pressure

Hygiene

- AutoMilkClean – automatic steam cleaning after every drink
- Calc'n'Clean – combined descaling and cleaning program for less effort
- Removable brewing unit – for easy and hygienic cleaning
- Dishwasher-proof: beverage outlet, drip tray and drip pans
- Automatic reminder for cleaning, descaling or water filter change

Home Connect

- Remote control – operate your appliance from everywhere
- CoffeePlaylist – select several drinks in the app, prepared in your chosen order
- Software updates – always the newest software status
- Security: Security is of top priority at Home Connect. The Home Connect app has been tested and certified by TÜV IT. And the encrypted data transfer via Home Connect protocol protects against unauthorised access.

Extras

- Integrated 0.7L milk container
- 500 g bean container with aroma protection lid
- illuminated coffee outlet and stage
- Adjustable grinding degree (multi-level)
- Child lock

Accessories

- Included accessories: 1 x assembly screws, 1 x milk container, 1 x welcome-Box, 1 x test strip, 1 x connection hose for milk frother, 1 x milk pipe

**Series 8, Built-In Fully Automatic
Coffee Machine, Black
CTL7181B0**


Measurements in mm

Measurements in mm

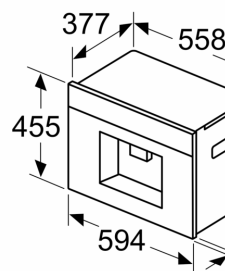
Measurements in mm

Measurements in mm
Left corner installation

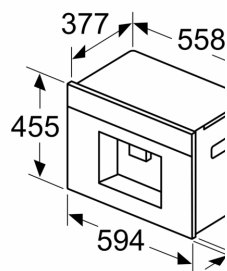
Measurements in mm



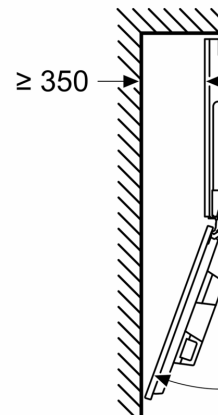
A: 7.5 mm



Bean and water container
the front
Recommended installation height
950–1450 mm



Bean and water container
the front
Recommended installation height
950–1450 mm



If using the 92° hinge
to the wall is only

