

<b>Model Number</b>	X3MM09S
<b>Hood Mounting</b>	Built In (Undermount) - Flush or Proud Install
<b>Cooking Coverage</b>	Suits 75cm - 100cm Cooking Surfaces
<b>Filtration</b>	S-Flow Baffle Filters 2x (H-25) - Dishwasher Safe
<b>Lighting</b>	LED 8x (Warm White 1.0W) - Front & Rear Panel
<b>Finish</b>	<b>AISI316 1.2mm</b> Marine Grade Stainless Steel
<b>Controls</b>	LED Backlit 4 Button <i>mastermind</i> Electronic Control with LED Speed Indicator
<b>Speed Settings</b>	3 Speed + Boost Mode
<b>Timer Function</b>	Programmable Timer (10min Increments) Auto fan shut off after 2-hours of inactivity
<b>Outlet</b>	Top or Back Duct Outlet
<b>Ducting (Remote)</b>	Dia. 200mm Acoustic Flexi Ducting - Five (5) Meter Length (Supplied)
<b>Ducting (On Board)</b>	Optional On Board Motor Ducting Kits Available Ultra Motor - Dia. 200mm (Recommended)
<b>Hood Width</b>	860mm
<b>Hood Depth</b>	<b>480mm</b>
<b>Hood Height</b>	330mm (Top Duct Outlet - Plus 25mm)
<b>Installation Height</b>	700 - 750mm* (Recommended) 600mm* (Minimum) * Clearance above the highest point of the cooktop to the underside of hood



## Whispair Endurance Warranty




## Filtration Zone



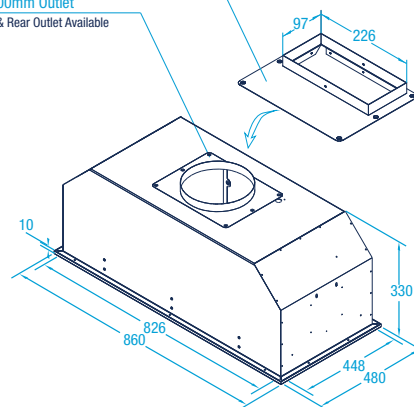
## Your Hood. Your Colour. Your Way.

Available Finishes (Stainless Steel Finish Standard)



## Dimensioned Drawing

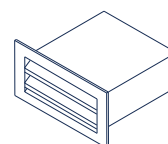
Ultra On-Board Motor  
Rectangular Outlet  
Top & Rear Outlet Available  
Remote Motor Systems  
Ø 200mm Outlet  
Top & Rear Outlet Available



Transition Duct - X1DK.TRANS  
Included with Ultra On-Board  
Top Duct Configuration  
Ø 200mm Outlet - Height : 200mm



Wall Vent Kit - X1DK.WVENT  
Included with Ultra On-Board  
Back Duct Configuration



## Available Models - Select Your Motor Solution & Optional Finish

### On Board

X3MM09S6.OU (T or /B) Ultra 1,680m³/hr (Top or Back Ducted) SPL: 56.5dB(A) In

### Remote External (Roof or Wall Mounted)

X3MM09S5.EP Pro 1,140m³/hr SPL: 49.6dB(A) In / 58.5dB(A) Out  
X3MM09S5.EPP Pro Plus 2,010m³/hr SPL: 56.6dB(A) In / 62.8dB(A) Out

### Remote Inline (Through Wall or Eave)

X3MM09S5.IP Pro 1,140m³/hr SPL: 49.6dB(A) In / 58.5dB(A) Out

### Your Hood. Your Colour. Your Way. (Optional Undermount Finish)\*

X1P3.BL Paint Finish - Satin Black  
X1P3.WH Paint Finish - Satin White  
X1P3.CUS Paint Finish - Custom Colour

\*Additional charges apply

SPL - Nominal Sound Pressure Level on Boost (Max) Speed