

# DWAFI315T smeg fully-integrated dishwasher, TALL TANK



34.5cm  
maximum  
plate  
diameter

EAN 8017709184094

size	598mmW x 858mmH (928mmH max) x 550mmD (excluding door)
capacity	15 placesettings
finish	fully integrated
programs	five wash programs — soak, normal ECO, ECO, auto 45-65, super four specialised programs — speedy 27 minutes, eco quick, normal quick, strong and fast
baskets	grey rilson upper: flexi-duo basket middle: 3-level adjustment, EasyGlide lower: completely foldable with glass holder, cutlery basket
wash system	orbital ceiling spray upper spray arm six spray directions
water softener	electronic adjustable
temperatures	five (38,45,50,65,70°C)
water connection	single, cold/hot water max 60°C
timer	1–9 hour delay timer
filtration	5-stage water filtration system
drying	natural condenser with auto door open at end of cycle
safety	TOTAL ACQUASTOP LED on/off light end-cycle acoustic indicator self-balancing hinges
noise	42 dBA (when installed)
water	9.8 litres
energy	1.9 kWh, 10 amps 230–240V, 50 Hz

## ORBITAL WASH SYSTEM

Smeg's orbital wash system has two spray arms which operate simultaneously in opposite directions to ensure water is evenly distributed throughout the inner cavity for a perfect wash.

## DELAY START TIMER

Delay Start option allows for up to 24-hours delay start — allowing you to take advantage of off-peak energy usage times.

## TOTAL ACQUASTOP

Acquastop is a water safety device that operates when the dishwasher is not in operation by restricting mains pressure at the tap, and not at the dishwasher.

## ULTRAFAST PROGRAM


The Ultrafast program has been developed especially for slightly dirty dishes that are to be washed immediately after use. This program takes only 27 minutes.

## FLEXIZONE

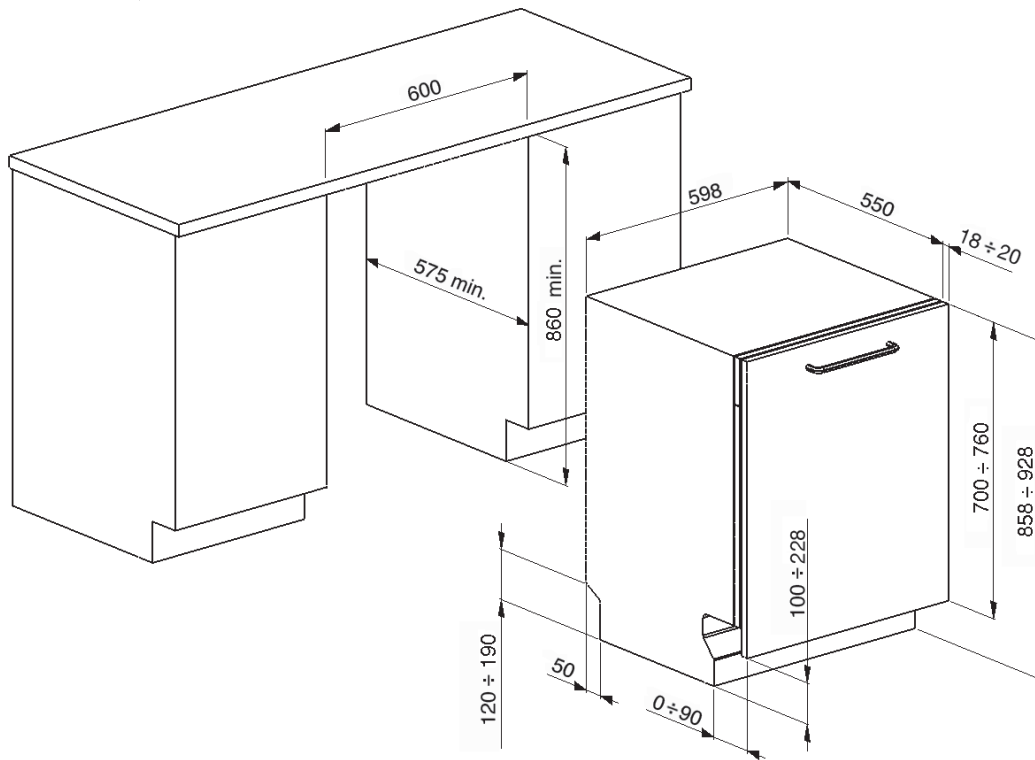
The new half-load allows you to wash a reduced load, saving energy, water and time, and there are no restrictions on where the items are placed. Traditional half loads allow only one of the baskets to be used.





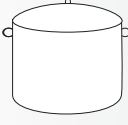
## ENERSAVE

This option reduces the temperature of final rinse, saving energy, It is activated after selecting the desired program. The door opens at the end of washing to assist drying.



# DWAFI315T smeg fully-integrated dishwasher, TALL TANK



PROGRAM	LOAD	PROGRAM PROGRESS	DURATION	CONSUMPTION	
			minutes	water litres	power kWh
SOAK 	pans and dishes awaiting completion of load	cold prewash	15	3.5	0.02
NORMAL ECO 	crockery and cutlery normally soiled	cold prewash wash at 49°C rinse at 41°C   dry	140	9.8	0.65
ECO 50 	dishes with normal dirt, with dried-on residue	cold prewash wash at 55°C rinse at 70°C   dry	100	11	1.3
AUTO 60-70 	pans and dishes with normal dirt, dried-on residue	when the 'AUTO' program is selected, the dishwasher recognises the type of dirt and automatically adjusts the washing parameters as appropriate			
SUPER 	very dirty pans and dishes, with dried-on residue	hot prewash wash at 70°C code rinse (2) rinse at 70°C dry	155	15.5	1.60

**PLEASE NOTE: drawings are not to scale. They are to assist only.**