

# S4490FW 3/6

45CM FULLY INTEGRATED SERIES COLUMN WINE CELLAR,  
32 + 20 BOTTLE CAPACITY



MADE  
IN ITALY



45CM  
SIZE



ANTIBACTERIAL  
STAINLESS  
STEEL INTERIOR



WINE  
CELLAR



DUAL MOVEMENT  
DOOR HINGE  
(PIVOT STYLE)



OPTI-VIEW  
LED LIGHTS



TOUCH  
CONTROL



HUMIDITY  
CONTROL



5 YEAR  
WARRANTY



ANTI  
VIBRATION



AVAILABLE WITH  
LEFT OR RIGHT  
HINGE

## AN EXPRESSION OF QUALITY AND THE PINNACLE OF WINE PRESERVATION

For those who prefer the consistency of an aesthetic line of elegance and individuality, Fhiaba has developed a series of Integrated models realising exceptional solutions to conceal the Wine Cellar seamlessly within the interior of the kitchen space, without the compromise of comfort, functionality and design excellence.


A great wine has to be stored in a special environment. The Fhiaba cellars have been designed to store fine wines under ideal conditions. Fhiaba knows as well as anyone the four enemies of wine are: temperature, humidity, light and vibrations. Significant attention is paid to creating appliances that protect wine from each of these elements.

### The Riserva Storage

All the technical and aesthetic features of our refrigeration appliances remain unchanged in our cellars. The Riserva storage compartment gives the option of modifying the humidity level as well as the storage temperature, to ensure the right environment for ageing.

### Friulian Crafted Shelves

Crafted from the timber forests in Friuli, a village near the Veneto region, these shelves are made from high quality natural beechwood and are made by local Friulian craftsmen exclusively for Fhiaba. The angle of the shelves has been designed to improve the display of the labels, to make use of every inch of space of the Wine Cellar and to reserve the wine in the best way possible, including once the bottles have been opened.



Pictured: S4490FW3 with  
Left hand hinge

# S4490FW 3/6

45CM FULLY INTEGRATED SERIES COLUMN WINE CELLAR,  
32 + 20 BOTTLE CAPACITY

## PRODUCT DETAIL

### FEATURES

- Meticulously designed & built to withstand prolonged use
- Available with left or right hand hinge options
- Provent: guarantees a homogeneous distribution of cold air and favours the deep use of the internal compartments.
- Our Classic design seamlessly blends into your kitchen
- Equilance: the variable fulcrum hinge allows the perfect flush installation and the total extraction of the internal shelves
- Smart-touch TFT controls manages and monitors the entire cellar operation process is simple to use.
- Digital temperature display for both upper and lower temperature zone
- Accurate temperatures. Thanks to the built-in thermostat, the temperature is always accurate
- Low vibration compressor
- Anti vibration system
- Insulated variable speed compressor maintains precision temperature control with minimal vibration
- Uniform temperature throughout allowing for better wine preservation conditions
- Fhiaba Link Device (FLD) available
- Deep capacity within a standard depth is achieved by a side-mounted evaporator, which leaves greater interior space
- Humidity control - Our wine cellars offer three different humidity level settings: low, medium and high. This will also assist in your corks not drying out
- Satin scotch bright stainless steel exterior body AISI304

### INTERIOR

- Complete anti-bacterial stainless steel interior
- LED lights specifically positioned within the sides of the cellar to ensure even light throughout, regardless of what is in the compartment
- Timber shelves crafted exclusively for Fhiaba from the timber forests in Friuli, Italy
- Wine cellar compartment 1:  
8 wine shelves in natural oak wood
- Wine cellar compartment 2:  
5 wine shelves in natural oak wood
- Shelf capacity 449: 4 bottles / 750ml:  
Fits burgundy and Bordeaux bottles
- Full extraction wine shelves with soft closing runners

### TEMPERATURE

- Wine cellar compartment 1: from + 5 ° C to + 18 ° C
- Wine cellar compartment 2: from + 5 ° C to + 18 ° C

### DOOR

- Dual-movement patented hinge, with self-balancing movement ensures stability and resistance
- Pivoting door hinge system enables the appliance to be built-in
- Three-layer glass door
- Soft closing hinge and door
- Door open alarm
- Door opening angle: 105°

### NOISE

- Noise level - 40db

### CAPACITY

- 36 Bottles - Wine Cellar: for storing wine ready to drink or to drink soon
- 36 Bottles - Riserva: this compartment gives the option of modifying the humidity level as well as the storage temperature, to ensure the right environment for ageing.

### TECHNICAL

- Uniform 2050mm height across all Integrated models
- Energy consumption: 169kw/yr
- Net Weight: 141kg
- Power lead length: 2m
- Front and rear adjustable feet up to 25mm height

### ACCESSORIES

- KCCIT Joining kit - central (Joining brackets, airflow separation included)
- AISI 304 Vertical tubular door handle, round section Ø30 mm x 1104 mm long

### FOLLOW US ON:



/fhiaba\_refrigerationau/

fhiaba.com.au

**P: 1300 694 583**

**Eurolinx Showrooms are open Tuesday - Friday 9am - 5pm, Saturday - 10am - 4pm, Sunday and Monday - closed\***

**\*Perth: Tuesday - Friday 10am - 4pm, Saturday, Sunday and Monday - closed**

**NEW SOUTH WALES**  
**(Head Office)**  
48-50 Moore Street  
Leichhardt

**VICTORIA**  
2r/131 Church St,  
Hawthorn

**QUEENSLAND**  
1/42 Cavendish Road  
Coorparoo

**WESTERN AUSTRALIA**  
Unit 10/55 Howe Street  
Osborne Park

Page 2/6  
30082023

### DISCLAIMER

Eurolinx PTY LTD, is continually seeking ways to improve the design specifications, aesthetics and production techniques of its products. As a result alterations to our products and designs take place continually. Whilst every effort is made to produce information and literature that is up to date, this brochure should not be regarded as an infallible guide to the current specifications, nor does it constitute an offer for the sale of any particular product. Product dimensions indicated in our literature is indicative only. Actual product only should be used to define dimension cut outs. Distributors, and retailers are not agents of Fhiaba and are not authorised to bind Fhiaba by any express or implied undertaking or representation.

# S4490FW 3/6

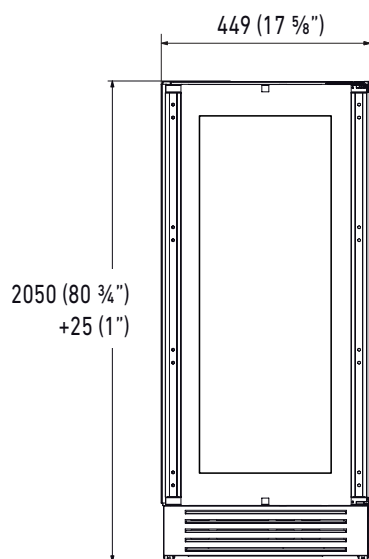
45CM FULLY INTEGRATED SERIES COLUMN WINE CELLAR,

32 + 20 BOTTLE CAPACITY

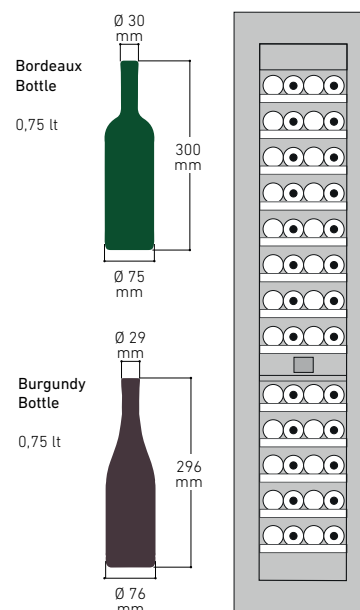
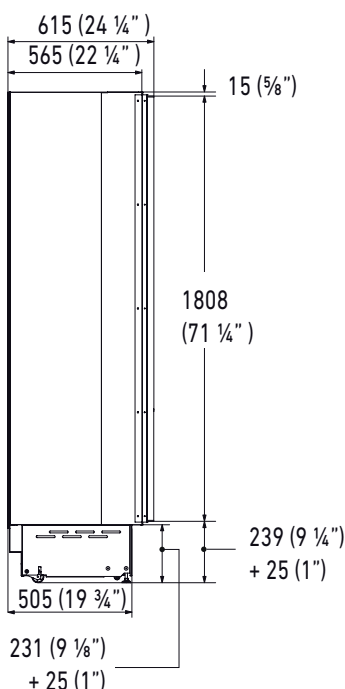
## PRODUCT SPECIFICATIONS AND DIMENSIONS




FRONT VIEW



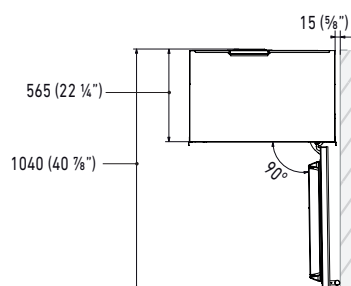
SIDE VIEW



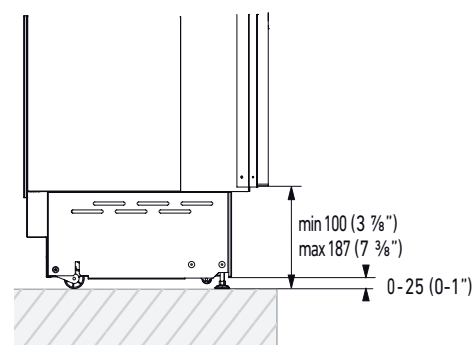
TOP VIEW,  
HINGE 105°



TOP VIEW,  
HINGE 90°



PLINTH SIZE



For installation specifications, please consult with Fhiaba. For optimum installation, we recommend using the actual product as the best guide.



### Integrated S4490FW Panel Recommendations

Panels with a width ranging between 18mm and 28mm. Door panels with a maximum weight of 23kgs and drawer panels with a maximum weight of 11kgs.

Series	Door / Drawer Width A	
449	447	

### FOLLOW US ON:



/fhiaba\_refrigerationau/

fhiaba.com.au

P: 1300 694 583

**Eurolinx Showrooms are open Tuesday - Friday 9am - 5pm, Saturday - 10am - 4pm, Sunday and Monday - closed\***

**\*Perth: Tuesday - Friday 10am - 4pm, Saturday, Sunday and Monday - closed**

#### NEW SOUTH WALES (Head Office)

48-50 Moore Street  
Leichhardt

#### VICTORIA

2r/131 Church St,  
Hawthorn

#### QUEENSLAND

1/42 Cavendish Road  
Coorparoo

#### WESTERN AUSTRALIA

Unit 10/55 Howe Street  
Osborne Park

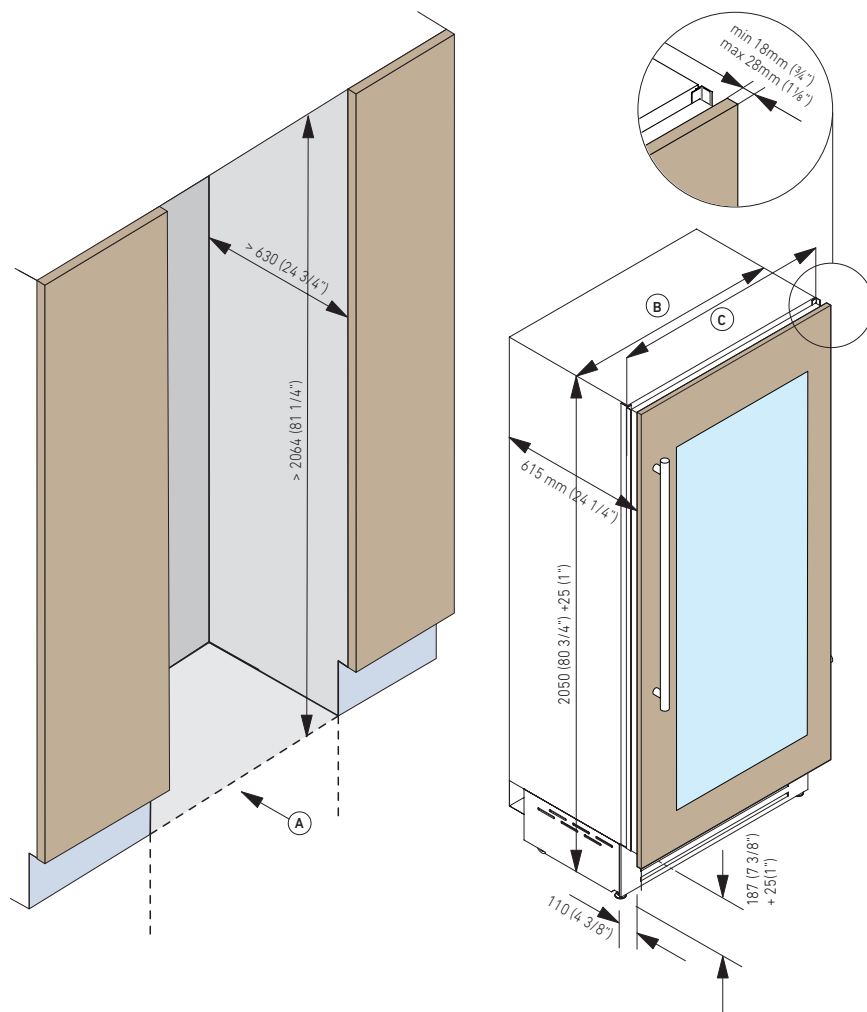
Page 3/6  
30082023

#### DISCLAIMER

Eurolinx PTY LTD, is continually seeking ways to improve the design specifications, aesthetics and production techniques of its products. As a result alterations to our products and designs take place continually. Whilst every effort is made to produce information and literature that is up to date, this brochure should not be regarded as an infallible guide to the current specifications, nor does it constitute an offer for the sale of any particular product. Product dimensions indicated in our literature is indicative only. Actual product only should be used to define dimension cut outs. Distributors, and retailers are not agents of Fhiaba and are not authorised to bind Fhiaba by any express or implied undertaking or representation.

# S4490FW 3/6


45CM FULLY INTEGRATED SERIES COLUMN WINE CELLAR,  
32 + 20 BOTTLE CAPACITY  
PRODUCT SPECIFICATIONS AND DIMENSIONS



## TECHNICAL DATA

Niche Width A(mm)	450
Unit Width B(mm)	437
Unit Width with lateral frames C(mm)	449

OF



1D | 2M

wine cellar

D = door

M = separate microclimates



For installation specifications, please consult with Fhiaba. For optimum installation, we recommend using the actual product as the best guide.

## FOLLOW US ON:



/fhiaba\_refrigerationau/

P: 1300 694 583

Eurolinx Showrooms are open Tuesday - Friday 9am - 5pm, Saturday - 10am - 4pm, Sunday and Monday - closed\*

\*Perth: Tuesday - Friday 10am - 4pm, Saturday, Sunday and Monday - closed

**NEW SOUTH WALES**  
(Head Office)

48-50 Moore Street  
Leichhardt

**VICTORIA**

2r/131 Church St,  
Hawthorn

**QUEENSLAND**

1/42 Cavendish Road  
Coorparoo

**WESTERN AUSTRALIA**

Unit 10/55 Howe Street  
Osborne Park

fhiaba.com.au

## DISCLAIMER

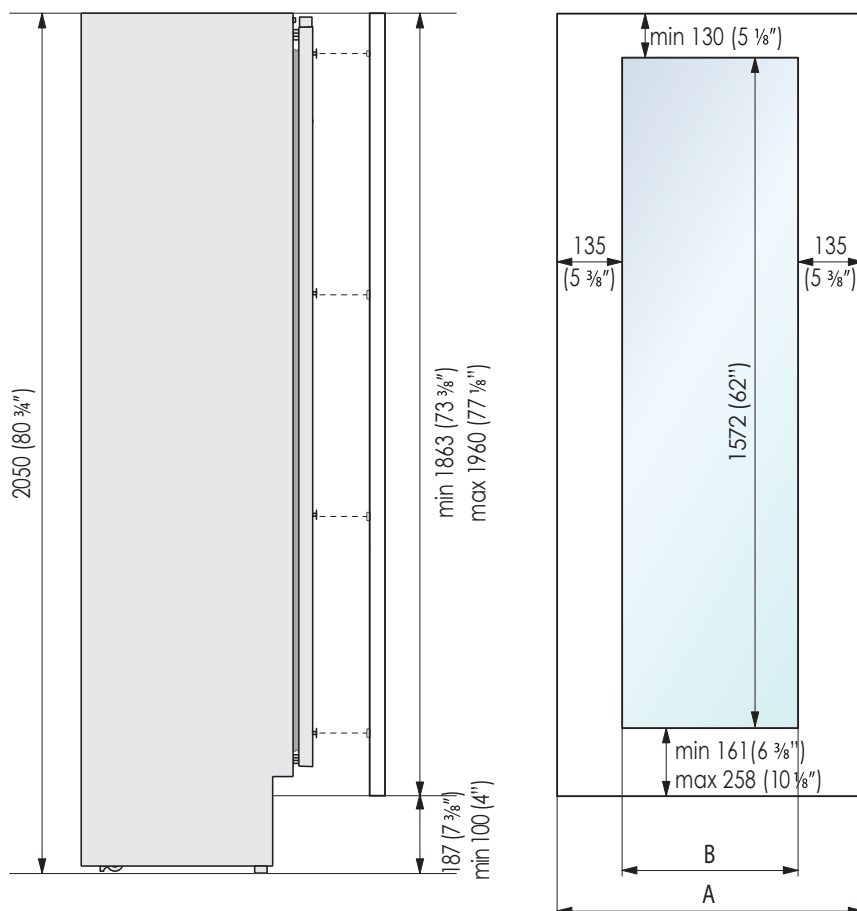
Eurolinx PTY LTD, is continually seeking ways to improve the design specifications, aesthetics and production techniques of its products. As a result alterations to our products and designs take place continually. Whilst every effort is made to produce information and literature that is up to date, this brochure should not be regarded as an infallible guide to the current specifications, nor does it constitute an offer for the sale of any particular product. Product dimensions indicated in our literature is indicative only. Actual product only should be used to define dimension cut outs. Distributors, and retailers are not agents of Fhiaba and are not authorised to bind Fhiaba by any express or implied undertaking or representation.

# S4490FW 3/6

45CM FULLY INTEGRATED SERIES COLUMN WINE CELLAR,

32 + 20 BOTTLE CAPACITY

## INSTALLATION INFORMATION



Serie	A	B
449 (45 cm)	447 (17 5/8")	177 (6 7/8")



### Integrated Panel Recommendations

Panels with thickness ranging between 18 mm and 28 mm. Door panels with weight max of 34 kg and drawer panels with weight max of 10 kg. Provide installation of decorative panels during installation of the unit.



For installation specifications, please consult with Fhiaba. For optimum installation, we recommend using the actual product as the best guide.

### FOLLOW US ON:



/fhiaba\_refrigerationau/

fhiaba.com.au

P: 1300 694 583

Eurolinx Showrooms are open Tuesday - Friday 9am - 5pm, Saturday - 10am - 4pm, Sunday and Monday - closed\*

\*Perth: Tuesday - Friday 10am - 4pm, Saturday, Sunday and Monday - closed

**NEW SOUTH WALES**  
(Head Office)  
48-50 Moore Street  
Leichhardt

**VICTORIA**  
2r/131 Church St,  
Hawthorn

**QUEENSLAND**  
1/42 Cavendish Road  
Coorparoo

**WESTERN AUSTRALIA**  
Unit 10/55 Howe Street  
Osborne Park

Page 5/6  
30082023

### DISCLAIMER

Eurolinx PTY LTD, is continually seeking ways to improve the design specifications, aesthetics and production techniques of its products. As a result alterations to our products and designs take place continually. Whilst every effort is made to produce information and literature that is up to date, this brochure should not be regarded as an infallible guide to the current specifications, nor does it constitute an offer for the sale of any particular product. Product dimensions indicated in our literature is indicative only. Actual product only should be used to define dimension cut outs. Distributors, and retailers are not agents of Fhiaba and are not authorised to bind Fhiaba by any express or implied undertaking or representation.

# S4490FW 3/6

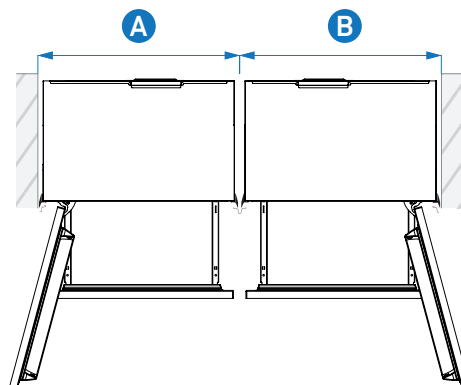
45CM FULLY INTEGRATED SERIES COLUMN WINE CELLAR,

32 + 20 BOTTLE CAPACITY

## INSTALLATION INFORMATION

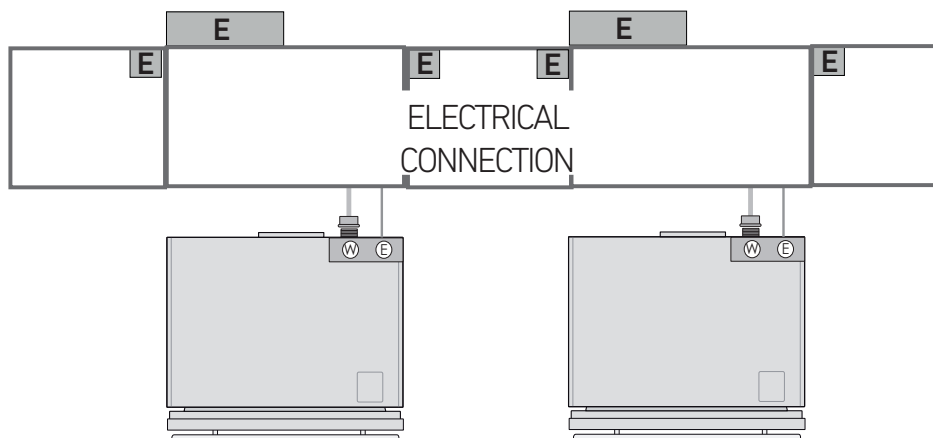


### Niche dimensions for combined installation



		A			
B	unit size	45	60	75	90
	45	90 cm	105 cm	120 cm	135 cm
	60	105 cm	120 cm	135 cm	150 cm
	75	120 cm	135 cm	150 cm	165 cm
	90	135 cm	150 cm	165 cm	180 cm

### Electrical and Water connection



For installation specifications, please consult with Fhiaba. For optimum installation, we recommend using the actual product as the best guide.

### FOLLOW US ON:



/fhiaba\_refrigerationau/

fhiaba.com.au

P: 1300 694 583

Eurolinx Showrooms are open Tuesday - Friday 9am - 5pm, Saturday - 10am - 4pm, Sunday and Monday - closed\*

\*Perth: Tuesday - Friday 10am - 4pm, Saturday, Sunday and Monday - closed

#### NEW SOUTH WALES (Head Office)

48-50 Moore Street  
Leichhardt

#### VICTORIA

2r/131 Church St,  
Hawthorn

#### QUEENSLAND

1/42 Cavendish Road  
Coorparoo

#### WESTERN AUSTRALIA

Unit 10/55 Howe Street  
Osborne Park

Page 6/6  
30082023

#### DISCLAIMER

Eurolinx PTY LTD, is continually seeking ways to improve the design specifications, aesthetics and production techniques of its products. As a result alterations to our products and designs take place continually. Whilst every effort is made to produce information and literature that is up to date, this brochure should not be regarded as an infallible guide to the current specifications, nor does it constitute an offer for the sale of any particular product. Product dimensions indicated in our literature is indicative only. Actual product only should be used to define dimension cut outs. Distributors, and retailers are not agents of Fhiaba and are not authorised to bind Fhiaba by any express or implied undertaking or representation.