

**CT636LES1**  
**Fully automatic Built-in 60cm coffee machine**  
**stainless steel**



Built-in coffee center with oneTouch Function for perfect coffee indulgence.

- ✓ Intelligent Heater inside: The sensoFlow System guarantees maximum espresso indulgence every time, thanks to its ideal, constant brewing temperature
- ✓ aromaDouble Shot: Extra-strong coffee with less bitterness thanks to two grinding and brewing processes 19 bar
- ✓ coffeeSensor System: The intelligent grinder adapts to each bean variety and always grinds the perfect quantity
- ✓ OneTouch function: Any coffee or milk speciality at the touch of a button - even two cups at the same time
- ✓ steam blast: A fully-automatic steam cleaning after every beverage takes complete care of the daily cleaning of the milk system

**Features**

**Technical Data**

Frothing nozzle : Yes  
Water protection system : No  
Portion sizes : All cups  
Dimensions of the product (mm) : 455 x 594 x 385  
Required niche size for installation (HxWxD) : 449 x 558 x 356  
EAN code : 4242003645437  
Electrical connection rating (W) : 1600  
Current (A) : 10  
Voltage (V) : 220-240  
Frequency (Hz) : 50/60  
Plug type : Gardy plug w/ earthing

**Included accessories**

9 x assembly screws, 1 x scoop, 1 x test strip, 1 x milk container (insulated), 1 x connection hose for milk frother, 1 x milk pipe



**Optional accessories**

HZ86X600 Decor list

**CT636LES1****Fully automatic Built-in 60cm coffee machine  
stainless steel****Features****Flavour**

- Innovative SensoFlow heating system - Fast first cup
- piston pressure: Ideal contact pressure for optimal aroma extraction
- Intelligent AutoValve system
- MilkSteam direct milk frother
- Beverage temperature individually adjustable: Coffee: 3 grades, Hot water: 4 grades
- optional Brita water filter: Reduces the lime content of water and filters substances affecting smell and taste

**Convenience**

- TFT display with interactive menu
- 6 personalised beverages: Save favourite beverages with individual names and adjustable mixing ratio of milk and espresso
- 20-250 ml
- Coffee outlet yesheight-adjustable: Up to 15 cm (max) high Latte Macchiato glasses fit underneath
- Cappuccino: Prepare two cups simultaneously for all coffee and milk specialities
- Removable 2.4 litre water tank
- early warning when bean container or water tank are close to empty
- Flexible milk solution: Decide for yourself if you prefer connecting the yes milk container or using any other container, e.g. a milk carton
- Short user manual always at hand inside appliance

**Performance**

- High-value ceramic grinding unit silentCeram Drive
- The grinding unit automatically adjusts to bean variety
- One-touch coffee milk specialities with especially fine-pored milk froth thanks to an innovative milk frother
- Cut-out: 454x594x536mm
- Reduced heating-up time: fastest first cup!
- Water pump with 19 bar pressure
- Separate chute for pre-ground coffee
- 15.000 cup warranty: Consistently high appliance quality from the first cup to the 15,000th (valid for non-commercial use within 24 months)

**Hygiene**

- Removable brewing unit: Easy and hygienic cleaning under running water
- steam blast: Fully-automatic steam cleaning of the milk system after every beverage
- All milk nozzle parts are easily removable, separable, easy to clean and dishwasher-proof
- Complete emptying of all pipes after each brewing process
- Automatic rinsing program when switch-off, switch-on
- Removable drip tray with container for coffee dregs
- Fully automatic descaling & cleaning program (combined calc'n'clean program available)
- Temperature adjustment

**Extras**

- Containers for water, milk and coffee beans are easily accessible but hidden behind a door, so the kitchen always looks clean
- Bean container with aroma protection lid (500 g volume)
- Illumination for keys, yes
- Grinding fineness adjustable (multi-level)
- Convenient quick rinsing function
- child-proof lock: key lock preventing unintended brewing cycle
- Power 1700 W

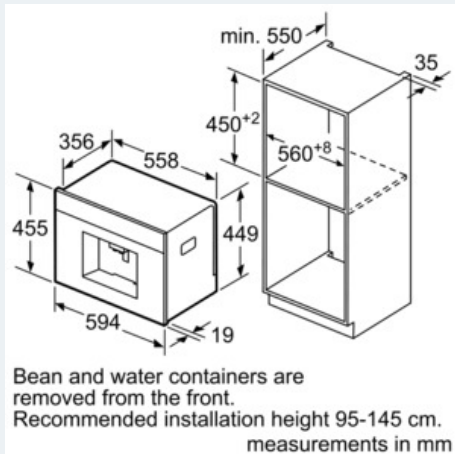
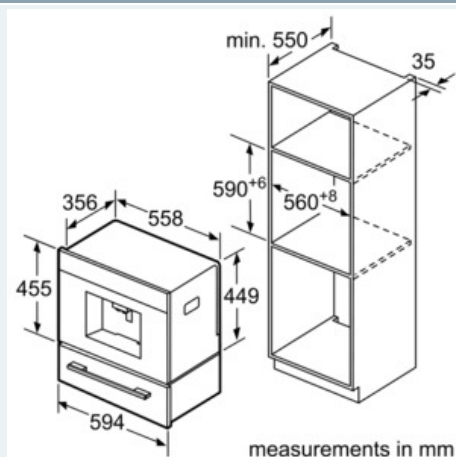
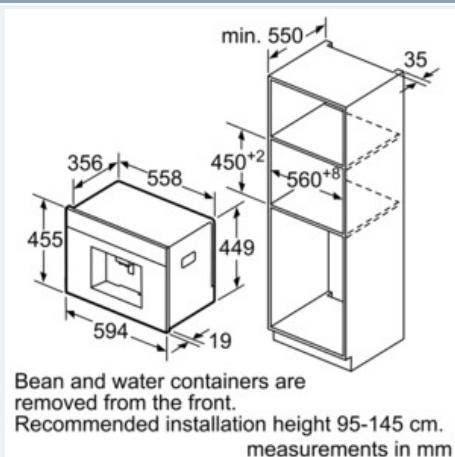
**Accessories**

- isolated milk container with aluminium housing (0.7 l volume)
- Cleaning tablets, Descaling tablets, Insulated milk container, Water filter
- Separately available accessories: cleaning tablets (TZ80001), descaling tablets (TZ80002), BRITA Intenza water filter (TZ70003), care set for fully-automatic espresso makers (TZ80004), insulated milk container (TZ80009N)

## CT636LES1

Fully automatic Built-in 60cm coffee machine  
stainless steel

### Dimensioned drawings



### left corner installation

