

529L natural stainless steel bottom mount refrigerator featuring a TasteLock Easy-glide crisper, 4.5 star energy efficiency, a mark resistant real stainless steel finish and filtered water.

RRP AUS \$2,649.00



Product Details

FEATURES

TasteLock Easy-glide crispers	Energy efficiency Enjoy a big performance without a big bill. Our refrigerators are designed be energy efficient protecting the environment and reducing your power costs.	Mark-resistant real stainless steel finish	Filtered ice and water
FlexStor	FreshPlus Cooling Keep your ingredients at their fresh flavourful best. When the fridge door is open, the innovative FreshPlus technology immediately begins the recooling process to replace the lost cold air faster when the door closes. This ensures better preservation of farm fresh food and helps minimise waste.	MultiZone Deli compartment Designed to isolate odours and seal in freshness, discover the perfect place to store your artisan cheeses, cured meats and deli items safely away from other ingredients.	Fast Ice function When adding a large amount of food to the freezer, simply use the Fast Ice function, which decreases the temperature to -23C for 90 minutes before returning to the pre-set mode.
Boost mode After a large grocery shop, use the Boost function when adding food to your fridge, so that the temperature decreases for 90 minutes before returning to the pre-set mode.	Drinks chill Use the handy drinks chill feature to remind yourself when to take your drinks out of the freezer.	Crispers on telescopic runners Enjoy effortless access to all of your food, even items right at the back of the crisper, with easy-slide runners that fully extend.	TwinTech Cooling System

Multi-function electronic touch controls

Ideally located on the inside of the cabinet, you can set the temperature and use functions such as boost mode, fast ice, holiday mode and drinks chill with just a touch of a button.

Fridge & freezer door alarm

An alarm sounds if the door is left open to help keep the interior cool and reduce the risk of spoilage.

Holiday mode

Going away? Set the fridge to Holiday Mode to help minimise defrosting and save energy.

R600a refrigerant

Our fridges use R600a, a non-synthetic refrigerant that's more environmentally friendly than the commonly used R134a.

LED Lighting

With our new LED lighting at both the top and sides of the fridge, the light-filled interior illuminates the content of your fridge so you can find anything you need quickly and easily.

Frost free

Save your precious time with a freezer that doesn't ice up and need manual defrosting.

FreshSense deodoriser

The in-built Fresh Sense deodoriser freshens the air and absorbs strong odours like seafood and cheese, to keep your fridge smelling clean and fresh.

BENEFITS

Fresh is best

Our innovative TasteLock crispers automatically control the humidity levels to keep your fruit and vegetables at their best for longer. While Easy-glide crisper drawers open effortlessly, even when they're full.

Power saver

Enjoy a big performance without a big bill. Our refrigerators are designed to be energy efficient, protecting the environment and reducing your power costs.

Stylish and smart

High quality, mark-resistant real stainless steel lends a touch of class to any kitchen. Inside, the generous interior marries innovation and style in equal measure.

Thirst-quencher

Like a cool glass of pure, filtered water? Your fridge is there to deliver, any time of the day or night at the touch of a button.

Ice on the go

You'll love the efficient, always-ready ice-maker in your new fridge. Efficient and compact, it's ideal for hot summer days or effortless entertaining.

Designed just for you

Customise your fridge just the way you want it. FlexStor™ makes it simple to arrange the fridge to your needs with adjustable door bins and shelves. Different sized compartments effortlessly accommodate items big or small.

Keep it cool

The fridge door is one of the most opened in any household, which is why we came up with FreshPlus technology to help maintain the perfect temperature inside your fridge. It automatically detects when it needs to begin cooling, keeping the temperature down to lock the freshness in.

Deli delights

The MultiZone deli compartment lets you indulge in your favourite artisan cheeses and deli delights without leaking odours into other food items.

Increase the chill

With a combination of Fast Ice and Boost mode you will always be prepared when entertaining. After a large shop, Boost Mode increases the chill rate of the refrigerator for 90 minutes whilst the Fast Ice function lowers the freezer to -23C for 12 hours, before returning to their pre-set temperatures, to ensure your produce stays fresher longer.

Effortless access

It is one of the most hardworking appliances in your house, so it makes sense your fridge takes the effort out of simple tasks. Our smooth telescopic runners ensure you can reach the very back of the crisper and freezer drawers easily.

Two coolers. One great result.

Two independent cooling systems are working together to keep your fridge working at its best, every day. One keeps your freezer chilled, the other controls the refrigerator for stable temperature and humidity.

Specifications

PRODUCT PROFILE

Domestic warranty details (yrs)	2
Additional domestic warranty for the sealed refrigeration system only (yrs)	3
Refrigerator Type	bottom mount
Exterior door finish	Stainless steel
Handle design	bar handle
Fridge door opening	right
Cooling system	frost free
Refrigerant	R600a
Dispenser type	ice and water
Plumbed water supply required	Yes

DIMENSIONS

Total height (mm)	1725
Cabinet height (mm)	1705
Total width (mm)	796
Cabinet width (mm)	790
Total depth (mm)	773
Cabinet depth (mm)	641
Depth door open 90degree (mm)	1457
Air space above cabinet (mm)	50
Food Compartment Capacity AS/NZS IEC 62552-3 (L)	351
Freezer Compartment Capacity AS/NZS IEC 62552-3 (L)	145
Total Capacity AS/NZS IEC 62552-3 (L)	496
Food compartment capacity (gross in litres)	362

DIMENSIONS

Freezer compartment capacity (gross in litres)	167
--	-----

Total Gross Capacity (L)	529
--------------------------	-----

Food compartment capacity (net in litres)	343
---	-----

Total Net Capacity (L)	488
------------------------	-----

ENERGY

Energy Star Rating AS/NZS IEC 62552-3	5
---------------------------------------	---

Energy Consumption AS/NZS IEC 62552-3 (kWh/year)	310
--	-----

Energy Star Rating AS/NZS 4474.2:2009	4.5
---------------------------------------	-----

Energy consumption AS/NZS 4474.2:2009 (kWh/yr)	323
--	-----

FOOD COMPARTMENT

DELI-COMPARTMENT

Deli-Compartment Runner system	telescopic
--------------------------------	------------

REFRIGERATOR SYSTEM

Controls	electronic (with display)
----------	---------------------------

Controls location	internal
-------------------	----------

Controls type	touch
---------------	-------

Control functions	fast ice function,boost mode
-------------------	------------------------------

Door alarm	fridge and freezer
------------	--------------------

SHELVING

Shelf material	glass
----------------	-------

Full width compartment 1

CRISPERS

Crisper lid/shelf glass

Crispers Runner system telescopic

Full width crisper 1

Crisper features automatic humidity control,fully sealed

OTHER PROPERTIES

Other Properties-FOOD COMPARTMENT Deodoriser,Shelf bottle rack,Egg tray

DAIRY COMPARTMENT

Half width, with lid 1

FREEZER COMPARTMENT

LIGHTING

Main light LED

FOOD COMPARTMENT DOOR

BINS

Deep bottle bin 1

Shallow bin 1

EXTERNAL

Dispenser through door water

BASKET/DRAWER

ICE FACILITY

Automatic ice maker 1

Ice Maker Automatic

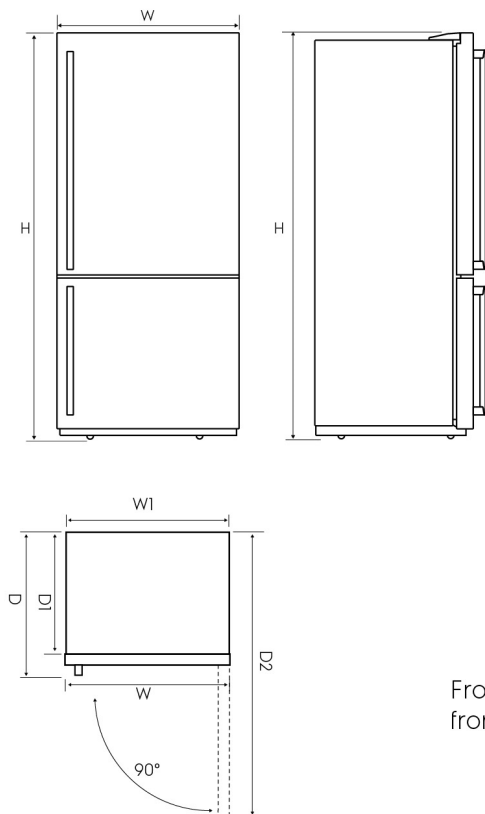
Full width plastic basket 2

Basket/Drawer runner telescopic
system

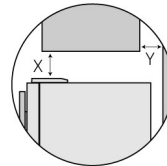
OTHER PROPERTIES

Half width shallow freezer 1
drawer

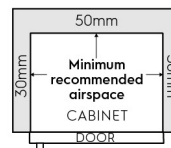
Dimensions



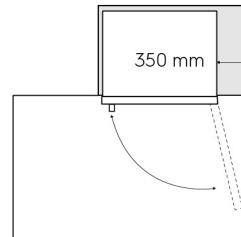
Minimum Recommended Airspaces



If you have a cupboard above the refrigerator with a rear gap of less than 100mm (Y), recommended minimum clearance at the top of the refrigerator increases from 30mm to 70mm (X).



Please note: Doors are designed to sit proud of cabinetry (not flush).



When positioned in a corner area, spacing of at least 400mm on the hinge side will allow the doors to open enough to enable the removal of bins and shelves.

Front face of bench aligned to front corner edge of cabinet.

Bottom Mount Models	Door width (W)	Total depth (D)	Maximum height (H)	Cabinet width (W1)	Cabinet depth (D1)	Depth door open (D2)
EBE5367SB, EBE5307BB, EBE5307SB	796	773	1725	790	641	1457
EBE4507BB, EBE4507SB	699	773	1725	693	641	1360

For connection kit installation instructions go to electrolux.com.au

Important! Please ensure that the access to your kitchen (including doorways, corridors, island benches, etc) allows sufficient clearance to move your fridge into position.

Please note! Dimensions to be used as a guide only. All customers MUST refer to the user manual supplied with the product for detailed installation instructions.

Terms and Conditions

IMPORTANT

This is a guide of product dimensions only. For complete installation instructions, refer to the manual provided with product.

PRODUCT INFORMATION

The descriptors and illustrations in this publication apply to the specific products and models described as at the date of issue. Under our policy of continuous product development, product specifications may change without notice. Prospective purchasers should therefore check with their retailer to ensure this publication correctly describes the products that are being offered for sale. All information supplied is to be used for general reference purposes only and is on the understanding that Electrolux Home Products Pty Ltd (Australia) and Electrolux (NZ) Ltd (New Zealand) will not be liable for any loss, liability or damage of whatever kind arising as a result of reliance on such information. Colours of products illustrated are as close as printing limitations allow. Electrolux will at all times comply with its obligations pursuant to law including Trade Practices (Australian Consumer Law) Act and Regulations.

WARRANTY

This warranty only applies to Appliances purchased and used in Australia or New Zealand and used in normal domestic applications and is in addition to (and does not exclude, restrict, or modify in any way) any non-excludable statutory warranties in Australia or New Zealand. All warranties are subject to the conditions set out in the warranty card accompanying the product when purchased.

ELECTROLUX HOME PRODUCTS AUSTRALIA

telephone: 1300 363 640

fax: 1800 350 067

email: customercare@electrolux.com.au

web: www.electrolux.com.au

ELECTROLUX HOME PRODUCTS NEW ZEALAND

telephone: 09 573 2230

fax: 09 573 2221

email: customercare@electrolux.co.nz

web: www.electrolux.co.nz