

Electrolux

e:line kitchen collection



Thinking of you
Electrolux

table of contents

- 3. introducing the e:line collection
- 4. IOI® intuitive oven interface
- 5. ovens
- 8. compact range and espresso machine
- 10. microwave ovens
- 12. tetsuya wakuda cooking authority
- 14. induction and maxisense cooktops
- 18. ceramic cooktops
- 20. gas cooktops
- 24. rangehoods
- 28. dishwashers
- 30. modular refrigeration
- 36. classic side by side refrigeration
- 37. compact side by side refrigeration
- 40. french-door refrigeration
- 41. four-door refrigeration
- 42. built-in refrigeration
- 44. refrigerator dimensions and installation guide
- 47. top service



introducing the e:line kitchen collection

Today, the kitchen takes centre stage as the focal point for guests when you entertain. It has evolved beyond the purely functional, into a space that reflects taste and personality. The modern kitchen is where passion is turned into cuisine.

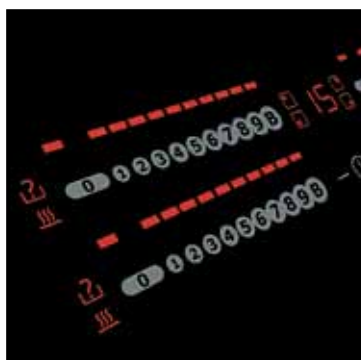


With over 90 years experience in homes and leading restaurants around the world, Electrolux understands this and has created the Electrolux E:Line collection to take the kitchen into a whole new realm.

All individual appliances in the E:Line collection are designed to complement each other. Clean lines, horizontal pewter-toned glass bands and stainless steel exteriors blend to create a visual harmony.

This harmony is the result of a global design brief. Our designers from around the world worked closely with leading international kitchen architects to create a fresh, sophisticated look. The result – appliances that will create the perfect environment for both entertaining and stylish everyday living.

Every aspect of the Electrolux E:Line collection is easy to use. By marrying design simplicity with intuitive features, we've put you firmly in control of your kitchen.



IOI® intuitive oven interface

In order to make cooking easier, we watched how people use their ovens in real life and learnt from chefs who use programmable cooking. By doing so, we have removed complexities and designed our ovens to be intuitive to use. We call this IOI® – Intuitive Oven Interface.



IOI® Intuitive Oven Interface

so what does it really mean?

The genius of IOI® makes the oven so easy to control you won't need a manual to use it. No more of those controls, applications and symbols that become so confusing even the clock is left unset.

intuitive by design

IOI® lets you operate the oven intuitively from left to right, pushing buttons across the controller, with clear wide screens displaying simple words, rather than confusing icons.

Once the function is selected, the recommended temperature is automatically displayed, which can be changed instantly to suit your personal cooking styles.

As well as a standard countdown timer function, you can also program what time you want your meal to start cooking and when you want it to finish. Simply add your food and walk away. Cooking will commence as programmed, rewarding you and your guests with more consistent and impressive results – free of stress or extra effort.



The IOI® Intuitive Oven Interface puts you in control

electrolux e:line ovens – so intuitive, no manual required

Elegant, intuitive and contemporary – the oven is the centrepiece of the kitchen.

Your natural affinity with style and beauty will draw your attention to the ovens in the Electrolux E:Line collection. They exhibit the same clean horizontal lines, signature design elements and ease of use as the other appliances in the E:Line collection.

designed for you

Everyone's cooking needs vary. With single, duo or double electric ovens we cover them all. The large capacity of the 80 litre oven will make catering for every occasion quick and easy, while energy use is kept to a minimum – meeting Europe's highest energy standards (EN50304).

coolest temperature yet

The latest E:Line oven doors are not only better in quality and design but deliver our coolest temperature yet. They are cooler to touch, therefore making them safer and keeping the kitchen cooler. The glass door is even easier to dismantle for easy cleaning.

removable racks & telescopic runners

Designed with you in mind, the new oven racks & telescopic runners simplify managing your food. Now with eleven shelf positions, you will always have the optimum position available for the best cooking results. We have developed our roasting dish to be deeper and its new rack elevates the meat and helps heat circulate the food more effectively.

chemical-free easy cleaning

The Electrolux E:Line Pyroluxe® oven brings new convenience to cleaning. Simply select one of the three pyrolytic cleaning functions and the oven heats up to a temperature that turns grease and organic residues to ash. The oven cavity when cool is then easily wiped clean.



EDEE63CS shown with shown with enamelled roasting dish (included)



EPEE63CS shown



telescopic racks shown with enamelled roasting dish (included)

single electric oven features†



model	EPEM61CS	EPEE63CS	EOOE63CS	EOOE62CS
gross capacity – litres	80	80	80	80
usable (net) capacity – litres	66	66	66	66
materials/colour	mark-resistant stainless steel	mark-resistant stainless steel	mark-resistant stainless steel	mark-resistant stainless steel
IOI®	▪	▪	▪	▪
oven functions	multi-function 9	multi-function 12	multi-function 12	multi-function 8
fan cooking	▪	▪	▪	▪
fan assist bake	▪	▪	▪	▪
traditional bake	▪	▪	▪	▪
roast	▪	▪	▪	▪
pizza	▪	▪	▪	▪
pastry	▪	▪	▪	▪
rapid heat	▪	▪	▪	▪
cook from frozen	▪	▪	▪	▪
full grill	▪	▪	▪	▪
grill	▪	▪	▪	▪
fan grill	▪	▪	▪	▪
keep warm	▪	▪	▪	▪
defrost	▪	▪	▪	▪
features				
controls	electronic IOI®	electronic IOI®	electronic IOI®	electronic IOI®
timer	programmable	programmable	programmable	programmable
cleaning	pyrolytic	pyrolytic	catalytic	catalytic
pyrolytic cleaning functions	light/heavy	light/medium/heavy		
lights	1	1	3	3
shelf supports	multi-position rack	multi-position rack	multi-position rack	multi-position rack
telescopic slides	2	2	2	2
closed door grilling	▪	▪	▪	▪
door glass layers	4	4	3	3
light activation by door	▪	▪	▪	▪
included accessories				
number of shelves	2	2	2	2
grill/oven pan	▪	▪	▪	▪
grill insert	split anti-spatter	split anti-spatter	split anti-spatter	split anti-spatter
pizza/baking tray	1	1	1	1
fan filter	▪	▪	▪	▪
cast baking dish	optional extra	optional extra	optional extra	optional extra
enamel roasting dish	▪	▪	▪	▪
chrome roasting rack	▪	▪	▪	▪
power requirements				
connection	hard wired	hard wired	hard wired	hard wired
maximum power rating	3.1kW	3.1kW	3.1kW	3.1kW
maximum current rating	12.9 Amps	12.9 Amps	12.9 Amps	12.9 Amps
dimensions^				
product (h x w x d) mm	595 x 595 x 573	595 x 595 x 573	595 x 595 x 566	595 x 595 x 566
cut-out flush fit (h x w x d) mm	600 x 600 x 581	600 x 600 x 581	600 x 600 x 581	600 x 600 x 581
availability	AU / NZ	AU / NZ	AU / NZ	AU / NZ

^ **Important!** The above dimensions are a guide only. For complete dimensions and installation requirements, you must refer to the information provided with the product or visit the websites listed at the bottom of the page.

For more information please contact:

Australia 1300 363 640 www.electrolux.com.au

New Zealand 09 573 2230 www.electrolux.co.nz

†Refer to product information details on page 47.

**EOEM61CS**

80
66
mark-resistant stainless steel
multi-function 8
▪
▪
▪
▪
▪
▪
▪
▪
▪
mechanical
programmable
catalytic
3
multi-position rack
2
▪
3
2
▪
split anti-spatter
1
▪
optional extra
▪
▪
hard wired
3.1kW
12.9 Amps
595 x 595 x 566
600 x 600 x 581
AU / NZ

double/duo electric oven features†

**EDEE63CS****EUEE63CS**

model	EDEE63CS		EUEE63CS	
	main oven	second oven	main oven	second oven
gross capacity – litres	80	80	80	46
usable (net) capacity – litres	66	66	66	35
materials/colour	mark-resistant stainless steel		mark-resistant stainless steel	
IOI®	▪	▪	▪	▪
oven functions	multi-function 12	multi-function 6	multi-function 12	multi-function 6
fan cooking	▪		▪	
traditional bake	▪	▪	▪	▪
fan assist bake	▪	▪	▪	▪
roast	▪		▪	
pizza	▪		▪	
pastry	▪	▪	▪	▪
cook from frozen	▪		▪	
full grill	▪		▪	
grill	▪	▪	▪	▪
fan grill	▪	▪	▪	▪
keep warm	▪	▪	▪	▪
defrost	▪		▪	
features				
controls	electronic IOI®	electronic IOI®	electronic IOI®	electronic IOI®
timer	programmable	programmable	programmable	programmable
catalytic liners	sides/top/rear	sides/top/rear	sides/top/rear	sides/rear
lights	3	3	3	1
shelf supports	multi-position rack	multi-position rack	multi-position rack	rack
telescopic slides	2	2	2	1
closed door grilling	▪	▪	▪	▪
door glass layers	3	3	3	3
included accessories				
number of shelves	4		3	
grill/oven pan	2		2	
grill insert	split anti-spatter		split anti-spatter	
pizza/baking tray	2		1	
cast baking dish	optional extra		optional extra	
enamel roasting dish	▪		▪	
chrome roasting rack	▪		▪	
power requirements				
connection	hard wired		hard wired	
maximum power rating	5.8kW		5.7kW	
maximum current rating	24.1 Amps		23.9 Amps	
dimensions^				
product (h x w x d) mm	1081 x 595 x 566		888 x 595 x 566	
cut-out flush fit (h x w x d) mm	1086 x 600 x 581		893 x 600 x 581	
availability	AU / NZ		AU / NZ	

^ **Important!** The above dimensions are a guide only. For complete dimensions and installation requirements, you must refer to the information provided with the product or visit the websites listed at the bottom of the page.

For more information please contact:

Australia 1300 363 640 www.electrolux.com.au

New Zealand 09 573 2230 www.electrolux.co.nz

†Refer to product information details on page 47.

unique appliances, compact design

Electrolux compact range is designed to beautifully integrate with the E:Line kitchen collection. Each component shares the same sophistication in design and innovation to complete the E:Line vision of seamless harmony.

Designed to integrate seamlessly with the E:Line range of ovens, this specialised range of compact kitchen appliances will free-up your bench space, save you time and give you the opportunity to entertain with flair. Combine your products together for a truly unique look.

compact combination steam oven

Professional cooks have known the benefits of steam cooking for many years, with food looking great and tasting superior. Tetsuya Wakuda, world renowned chef and Electrolux cooking ambassador, regularly uses steam to create the pure, clean flavours he is famous for.

Incorporating all the features of a full sized oven with the added benefits of steam cooking and grilling, the compact combination steam oven offers 8 cooking functions for complete flexibility while the steam cleaning option keeps your oven in pristine condition.

compact combination oven

This perfectly styled compact oven is a fully multi-functional fan forced oven and grill, with the speed and benefits of a microwave. It bakes perfect meals up to 60% faster than traditional cooking methods. Features 12 automatic functions, 5 oven functions and simultaneous cooking on two levels.

compact built-in microwave

This stunning built-in microwave will keep your bench space clear for food preparation. It combines microwave functions with the benefits of grilling and features 10 automatic programs and 2 oven functions.

built-in espresso machine

Bring café culture to your kitchen with this fully automatic, built-in espresso machine, the perfect accompaniment to the compact range of ovens. Touch controls allow you to easily create cappuccinos, lattes, tea and other hot drinks while the intuitive display reminds you when coffee or water levels are low.



compact combi-steam oven EOK86030X shown above EOEE63CS



espresso machine coffee reservoir



EOK96030X steam generator


compact ovens features[†]



model	EOK96030X	EOK86030X	EOK76030X
oven type	combination steam oven	combination oven	microwave
usable (net) capacity – litres	31	31	31
materials/colour	mark-resistant stainless steel	mark-resistant stainless steel	mark-resistant stainless steel
pre-programmed functions	12	12	10
steam cooking	▪		
interval steam	▪		
fan forced cooking	▪	▪	
low temperature cooking	▪		
moist fan cooking	▪		
rapid heat	▪	▪	
microwave		▪	▪
microwave quick start		▪	▪
combination functions		2	1
grill	▪	▪	▪
fan grill	▪	▪	
defrost	▪	▪	▪
features			
controls	touch	touch	touch
memory function	▪	▪	▪
steam clean function	▪		
child safety	▪	▪	▪
included accessories			
baking tray	1	1	
crisp pan			1
shelves	1	1	1
cleaning sponge	1		
power			
connection	hard wired	hard wired	hard wired
maximum power rating	3.7kW	3.6kW	3.7kW
required fuse	16 Amps	16 Amps	16 Amps
steam power	1800W		
microwave power		1000W	1000W
grill power	1500W	1500W	1500W
fan element power	1650W	1650W	
dimensions[^]			
product (h x w x d) mm	388 x 594 x 567	388 x 594 x 567	388 x 594 x 567
cut-out flush fit (h x w x d) mm	390 x 600 x 570	390 x 600 x 570	390 x 600 x 570
availability	AU / NZ	AU / NZ	AU only

[^] **Important!** The above dimensions are a guide only. For complete dimensions and installation requirements, you must refer to the information provided with the product or visit the websites listed at the bottom of the page.

espresso machine and accessory drawer features[†]



model	EBA63810X	PKD6070-M
materials/colour	mark-resistant stainless steel	mark-resistant stainless steel
controls	touch	
intuitive information display	▪	
pump pressure	15 bars	
features		
removable water tank capacity	1.8 litres	
espresso settings	7 (2 cups, extra mild, extra strong, mild, normal, pre-grounded, strong)	
coffee cup size	espresso, long, medium, mug, small	
coffee jug	6 cup	
adjustable coffee temperature	▪	
adjustable coffee mill	▪	
power		
connection	cord – no plug	
total electricity loading	1350W	
dimensions[^]		
product (h x w x d) mm	378 x 594 x 398	70 x 592 x 502
cut-out flush-fit (h x w x d) mm	380 x 600 x 545	450 x 600 x 570 (inc. espresso)
availability	AU / NZ	AU / NZ

[^] **Important!** The above dimensions are a guide only. For complete dimensions and installation requirements, you must refer to the information provided with the product or visit the websites listed at the bottom of the page.

For more information please contact:

Australia 1300 363 640 www.electrolux.com.au

New Zealand 09 573 2230 www.electrolux.co.nz

[†]Refer to product information details on page 47.

simple cooking, stunning design

The Electrolux E:Line built-in and countertop microwave ovens are beautifully designed to seamlessly integrate into the E:Line kitchen collection, sharing the same sophisticated style and intuitive features.



perfectly finished dishes

The Electrolux E:Line microwave ovens feature convection, microwave, grilling and a combination of cooking modes to allow quick preparation of a variety of dishes. Meals can even be browned or crisped for a professional finish.

from frozen to delicious in one step

Multi-staged cooking uses precise power levels at different stages in cooking, to cook food from frozen to finish in the one function.

Delayed start allows you to set a time for your microwave to cook a meal so it will be ready for you, when you are ready to eat.

true built in solution

The Electrolux E:Line built-in microwave oven highlights the cooking credentials and thoughtful detail to professionalism expected of the Electrolux brand.

The integrated trim that houses the microwave oven is functionally designed to vent heated air directly out of your cabinetry, preventing condensation and moisture build-up.



simple cooking

Auto cook allows for a variety of popular foods such as fish, chicken, vegetables and rice to be cooked quickly and simply. If you want to reheat food fast, auto reheat will choose the ideal reheating time at the touch of a button.

microwave ovens

features†



model	EMC2867BI	EMS3067X
installation	built-in	countertop
capacity	mid-sized	mid-sized
materials	mark-resistant stainless steel + glass	mark-resistant stainless steel + glass
controls	electronic push button + rotary dial	electronic push button + rotary dial
LED display	■	■
features		
convection	■	■
grill	■	■
microwave	■	■
combination functions	4	4
quick start	■	■
variable power level	■	■
auto cook	■	■
auto defrost	■	■
auto reheat	■	■
power		
voltage	230-240V / 50Hz	230-240V / 50Hz
maximum current rating	10 Amp	10 Amp
connection	cord and plug	cord and plug
microwave power	900W	900W
grill power	1100W	1100W
convection power	2350W	2350W
product dimensions		
(h x w x d) mm	460 x 594 x 502 (with trim kit & including handle)	325 x 530 x 510 (including handle)
availability	AU / NZ	AU / NZ

^ **Important!** The above dimensions are a guide only. For complete dimensions and installation requirements, you must refer to the information provided with the product or visit the websites listed at the bottom of the page.

For more information please contact:

Australia 1300 363 640 www.electrolux.com.au

New Zealand 09 573 2230 www.electrolux.co.nz

†Refer to product information details on page 47.

tetsuya wakuda cooking authority

Ever since Tetsuya Wakuda started cooking at his tiny restaurant in Sydney's Rozelle in 1989, he has been showered with accolades. He is part of an elite group of international chefs that has influenced other chefs through their personal styles and unique approaches to food. His culinary philosophy centres on pure, clean flavours that are decisive, yet completely refined. His amazing technique, Asian heritage, sincere humility, worldwide travels and insatiable curiosity combine to create incredible, soulful dishes that exude passion in every bite.

Tetsuya's exquisitely refined cooking has long attracted devotees from around the globe; indeed, more than half of his restaurant's bookings are made from overseas. And although he travels extensively, he can still usually be found, sleeves rolled up, at the stoves in Kent Street.

Tetsuya, in turn, has long been a devotee of Electrolux appliances, and his private master kitchen at the restaurant is equipped with the original Electrolux Ebony collection.

"I've known the company for years and I've been using Electrolux equipment ever since I started in Rozelle. In Europe it's one of the most popular brands for commercial kitchens, and for the home cook it offers the same durability, reliability and ease of cleaning needed on a large scale in restaurants. Induction cooking has been around a long time, so it's tried and tested. It cuts down on radiant heat – which keeps commercial kitchens cooler – so it's perfect for Australian conditions."

Although Tetsuya jokingly describes himself as the 'gadget king', he stresses that success in the restaurant means being consistent. "I need equipment that will give me the same result each time. For example, say we're poaching ocean trout in herbs and olive oil at a low temperature, we know that every time we do this using induction the result will be the same – perfect – which is essential for restaurant cooking. With induction, the heat is consistent across the entire base of the pan. You go to Alain Ducasse's kitchens and he's using an induction wok – far more efficient and quicker than gas!"

"It's also about cutting down the time you spend cleaning up. If something boils over, it's just a matter of wiping down a surface – which means you need fewer chemicals for cleaning."

Tetsuya is noticing the increasing awareness centred on health and well-being issues in Europe, something he feels is mirrored in Australia.

"At the restaurant our cooking is definitely European, with our own touches, of course, to make it interesting. It's Mediterranean really – we hardly use any butter or cream; certainly not in our savoury cooking, when we use mostly olive oil. For us, the healthy choice we make is in the produce. We use organic ingredients as much as we can, and we like to know where our produce comes from, how it's been reared or grown, by producers who care" he explains.

"Everyone's so busy nowadays that people tend to eat out more during the week. But I think the weekends are different, and that the kitchen is increasingly becoming the heart of home life, where you can relax with family and friends. You can see it in the way kitchen design is changing – open-plan living rooms that centre around the kitchen, where you can chat over a glass of wine while you're cooking. So although the kitchen may only be used a few times a week, it needs to be more user-friendly, ergonomic, stylish and, most importantly, easy to clean! After you've been entertaining, you don't want to spend two hours in the kitchen cleaning up!" he laughs.

Overall though, Tetsuya sees a more fundamental shift, observing, "nowadays people are definitely more educated about food. Fifty years ago people ate to survive; now, increasingly, people eat to enjoy."

And those on the waiting list at Tetsuya's would be the first to agree...



By Sally Feldman – a freelance writer and copy editor on publications, including *The Weekend Australian's* 'Travel and Indulgence' section, *Luxury Travel & Style* magazine, *Vogue Entertaining + Travel*, and ABC's *Delicious* magazine.

tetsuya's confit of petuna ocean trout

with fennel salad

350g (11oz) ocean trout, filleted
100ml (3½ fl oz) grapeseed oil
80ml (2½ fl oz) olive oil
½ tablespoon ground coriander
½ teaspoon white pepper
10 whole leaves basil
3 stalks thyme
¼ teaspoon finely chopped garlic
2 stalks celery, finely chopped
2 small carrots, finely chopped
3 tablespoons chopped chives
4 tablespoons konbu, finely chopped
½ teaspoon sea salt
2 tablespoons ocean trout caviar

fennel salad

¼ bulb fennel, shaved
1 teaspoon lemon juice
salt and pepper
½ teaspoon lemon oil

parsley oil

Leaves from ¼ bunch Italian parsley
100ml (3½ fl oz) olive oil
½ tablespoon salted capers, rinsed and drained

Skin the ocean trout and cut crosswise into 70–80g (2½ oz) pieces – they should weigh no more than 100g (3½ oz). In a little tray, immerse the ocean trout in grapeseed oil and olive oil with the coriander, pepper, basil, thyme and garlic. Cover and allow to marinate for a few hours in the fridge. If you do not want to use too much oil, paint the surface of the fish with oil and press on the herbs.

To cook the fish, first preheat the oven to the absolutely lowest setting possible. Take the fish out of the oil and allow to come to room temperature. Chop the celery and carrots and place on the base of a baking tray. Put the ocean trout on top and place in the oven. Cook with the door open so that the fish cooks gently. Paint the surface every few minutes with the marinade.

Depending on the size and thickness of the fish, cooking takes 7–8 minutes (no more than 10 minutes). When you touch the end part, your finger should just go through the flesh. The flesh should not have changed colour at all, but remain a brilliant orangey-red, and feel lukewarm to the touch.

To make the parsley oil, purée the parsley with the olive oil in a blender. Add the capers and blend.

To make the fennel salad, finely slice the fennel on a mandolin. Toss with the lemon juice, salt, pepper and some lemon oil or lemon zest.

Remove the fish from the oven and allow to cool down immediately. Lift out of the tray and allow to come to room temperature.

Sprinkle the top of the fish with finely chopped chives, konbu and a little sea salt. To serve, place some fennel salad on the base of the plate. Put the ocean trout on top and drizzle a little parsley oil all around. Dot the ocean trout caviar at regular intervals, and serve.

To go with the dish, we suggest a complex chardonnay, such as a 1997 Leeuwin Estate Art Series, 1997 Kistler Chardonnay 'Durrel' or a 1997 Jean Boillot Puligny Montrachet 'Clos de la Mouchere'.

© Copyright Tetsuya Wakuda



electrolux induction cooktops – safe, precise and powerful

Induction cooking will revolutionise your kitchen. No domestic cooking system heats faster, uses less power or is more precise and safe to use than induction – not even gas!

Precision perfect cooking is no longer a case of luck over good judgement. Exact temperatures can be reached and maintained easily. This greater precision enables you to do things like melt chocolate without it burning or to simmer special sauces without them boiling. Control is at your fingertips with induction cooking. The electromagnetic method of heat transfer utilised in induction cooking uses energy to maximum efficiency, conserving power. Unlike other cooking appliances there is virtually no pre-heating phase.



EHD68200P shown

take the heat out of the kitchen

As there are no naked flames, the residual heat experienced with induction zones is substantially reduced, keeping the kitchen cooler and the food perfect. Naturally this means surfaces are much easier to wipe clean, as spilt food is not burnt onto the cooktop or surrounds.

Additionally, if there is no pot on the induction zone, the zone will not heat up, avoiding accidents that can occur when cooktops are left on. Simple to operate and elegantly designed, an Electrolux induction cooktop will fit seamlessly into your kitchen.

For people who like to mix the new with the classic, there's also the choice of a combination cooktop which combines state-of-the-art induction technology with conventional electric cooking.

how does it work?

Induction technology uses electromagnetic fields to transfer energy to the cooking pot which then converts into heat. The heat is generated at the base of the pan, not by a cooking element. In effect, this turns the pan itself into a hotplate and removes a significant amount of radiant heat from the cooktop surface. As a result, control is instantaneous.

suitable induction cooking utensils

You may not need to buy new cookware to enjoy the benefits of induction cooking. The simple test to see if your pots or pans are suitable for induction is if a magnet sticks to the base of the cookware.

stylish touch & slide temperature control

Electrolux E:Line induction cooktop surfaces now feature touch slide controls (except EHD60100P), to showcase the latest in innovative user technology for your kitchen. This impressive detail to design completes the sleek appearance of your cooktop, while giving you perfect temperature control. Simply slide your finger along the glass surface to change cooking temperature instantly.



bevelled sides



induction zones
(EHD60100P, EHD60150P, EHD80170P only)

maxisense induction cooking knows no boundaries

Electrolux innovation brings you two new induction cooktops which offer maximum cooking freedom and flexibility with professional results – for people who love to cook.



ultimate flexibility

The maxisense induction cooktops are developed with three or four extra large induction zones, which detect pan presence and location and are not restricted to traditional circular zones. This allows pots of various sizes to be placed anywhere on the cooktop, provided they come into contact with the induction crosshair.

Large pans or pots can be placed horizontally across two zones (on the three zone model EHD90230P) or vertically (on the four zone model EHD68210P).

thoughtful design

The three zone maxisense has all zones and controls at the front of the cooktop. This eliminates the need to reach over hot pans, whilst making full use of cooking space.

jewellery for your kitchen

Induction cooktops can normally only handle pots and pans with flat bases. The Electrolux E:Motion Wok and Trivet set, however, provides induction through a curved surface, allowing for traditional Asian wok cooking on maxisense induction cooktops. Winner of the 2010 Singapore Design Awards, the E:Motion Trivet is as much a statement of style as it is of innovative functionality.

european style

The maxisense range is imported from Germany, finished in sleek black ceramic glass, clean bevelled edges and integrated electronic controls. Both hobs are perfectly styled to work seamlessly with the Electrolux E:Line range.

stop and go

The simple to use Stop and Go function gives you the ability to leave the cooktop on a keep warm setting if you are called away. When you are ready to start cooking again, by pressing Stop and Go, the cooktop will return to your previous setting.




the e:motion trivet on the EHD68210P maxisense



E:Motion Trivet. ^Maxisense induction cooktop.

maxisense induction cooktop features†



model	EHD68210P	EHD90230P
energy/heat source	electric/induction	electric/induction
colour	black	black
trim	bevelled (sides only)	bevelled (sides only)
controls	slide touch pad	slide touch pad
safety cut-out	■	■
cooking timer with acoustic signal	■	■
auto switch-off	■	■
auto heat-up	■	■
child lock	■	■
keep warm function	■	■
cooking zone ratings		
left front*	2300W (b-3200W)	2300W (b-3200W)
right front*	2300W (b-3200W)	2300W (b-3200W)
centre*		2300W (b-3200W)
left rear*	2300W (b-3200W)	
right rear*	2300W (b-3200W)	
power requirements		
connection	hard wired	hard wired
maximum power rating	7.4kW	6.9kW
accessories		
e:motion wok and trivet set (sold separately)	model EIWT01	model EIWT01
dimensions^		
product (w x d) mm	710 x 520	910 x 410
cut-out (w x d) mm	680 x 490	880 x 380
availability	AU / NZ	AU / NZ

^ **Important!** The above dimensions are a guide only. For complete dimensions and installation requirements, you must refer to the information provided with the product or visit the websites listed at the bottom of the page.

*b = booster ratings

induction cooktop features†



model	EHD60100P	EHD60150P	EHD80170P
energy/heat source	electric/ribbon + induction	electric/induction	electric/induction
colour	black	black	black
trim	bevelled (sides only)	bevelled (sides only)	bevelled (sides only)
controls	touch pad	slide touch pad	slide touch pad
safety cut-out	■	■	■
cooking timer with acoustic signal	■	■	■
auto switch-off	■	■	■
auto heat-up	■	■	■
child lock	■	■	■
cooking zone ratings			
left front*	2300W (b-3700W)	2300W (b-3600)	1800W (b-2500W)
right front*	1400W (b-1800W)	1400W (b-1800W)	1400W (b-1800W)
left rear*	1200W (not induction)	1800W (b-2800W)	1800W (b-2500W)
right rear*	700/1700W (not induction)	1800W (b-2800W)	2400W (b-3700W)
power requirements			
connection	hard wired	hard wired	hard wired
maximum power rating	6.6kW	7.4kW	7.4kW
dimensions^			
product (w x d) mm	590 x 520	590 x 520	780 x 520
cut-out (w x d) mm	560 x 490	560 x 490	750 x 490
availability	AU only	AU / NZ	AU / NZ

^ **Important!** The above dimensions are a guide only. For complete dimensions and installation requirements, you must refer to the information provided with the product or visit the websites listed at the bottom of the page.

*b = booster ratings

For more information please contact:

Australia 1300 363 640 www.electrolux.com.au

New Zealand 09 573 2230 www.electrolux.co.nz

†Refer to product information details on page 47.



product shown:
EDEE63AS double oven with IOI® technology

electrolux e:line ceramic cooktops

The easy clean practicality of the Electrolux E:Line ceramic electric cooktop blends in perfectly with the E:Line kitchen collection.

sleek and stylish

The black ceramic electric cooktop gives the same sleek, stylish finish as the induction cooktop. It blends the traditional convenience of an electric cooktop with the unified look of the Electrolux E:Line collection.

flexibility and control

In addition to the four cooking positions, one element is a dual or triple zone cookplate, giving you 2 or 3 variable hotplates in one.

An extended zone on the EHET96CS gives you the flexibility to use rectangular cookware.

Simple touch controls at your fingertips make it easy to control the heat allowing you to concentrate on preparing the perfect meal.

easy to clean

The smooth black ceramic surface is tough and durable while being easy to maintain.

And being a completely flat surface maximises use of cooking space.

stop and go

The simple to use Stop and Go function gives you the ability to leave the cooktop on a keep warm setting if you are called away. When you are ready to start cooking again, by pressing Stop and Go, the cooktop will return to your previous setting.



touch controls on ceramic cooktops



knob controls on ceramic cooktops

ceramic cooktop
features†

model	EHET66CS	EHET96CS	EHEC65BS
colour/finish	black/ceramic glass	black/ceramic glass	black/ceramic glass
trim finish	stainless steel	stainless steel	stainless steel
control	touch control	touch control	rotary knob
stop and go function	▪	▪	
safety child lock	▪	▪	
function lock	▪	▪	
elements			
left front	800W/1600W/2300W	800W/1600W/2300W	750W/2200W
left rear	1200W	1200W	1200W
right front	1200W	1800W	1200W
right rear	1800W	1400W/2200w	1800W
power requirements	6.5kW	7.5kW	6.4kW
connection	hard wired	hard wired	hard wired
dimensions^			
product (w x d) mm	610 x 515	896 x 515	610 x 515
cut-out (w x d) mm	560 x 490	880 x 490	560 x 490
availability	AU / NZ	AU / NZ	AU / NZ

^ **Important!** The above dimensions are a guide only. For complete dimensions and installation requirements, you must refer to the information provided with the product or visit the websites listed at the bottom of the page.

For more information please contact:

Australia 1300 363 640 www.electrolux.com.au

New Zealand 09 573 2230 www.electrolux.co.nz

†Refer to product information details on page 47.

electrolux e:line gas cooktops

If you love the theatre and spectacle of cooking, the Electrolux E:Line gas cooktops will ensure drama is part of every meal.



EHGC93CI shown

loved by many

Quick and responsive, gas cooktops are loved by many. The Electrolux E:Line gas cooktop range offers you the choice of sleek black ceramic glass or a stylish stainless steel base under cast iron trivets.

power to deliver great taste

For the ultimate in cooking performance and perfection the E:Line gas cooktops deliver high power focused heat, perfect for wok cooking and pan frying.

The simple but effective innovation of flattening the gas trivets or pan supports, results in pans being able to glide effortlessly across the cooktop without the trivets getting in the way. The E:Line range of gas cooktops feature flame failure sensors, which automatically turns off the gas to the burner if the flame goes out.

Some of the cooktops have the wok burner offset to enable more space on the cooktop, allowing you to be creative without compromising on cooking space.



gas cooktop
features†

EHGF93CX pictured



EHGC97BS pictured



model	EHGF93CX EHGC93CI	EHGC97BS EHGF97BX	EHGC95AS
colour/finish	stainless steel black/ceramic glass	black/ceramic glass stainless steel	black/ceramic glass
trim finish		stainless steel (EHGC97BS only)	stainless steel
electronic ignition		▪	▪
single press instant ignition	▪		
flame failure safety	▪	▪	▪
burners*			
left front	triple ring wok (15.0MJ/h)	triple ring wok (15.0MJ/h)	triple ring wok (14.4MJ/h)
left rear			semi-rapid (9.0MJ/h)
centre front	simmer (5.1MJ/h)	semi-rapid (9.0MJ/h)	rapid (12.1MJ/h)
centre rear		semi-rapid (9.0MJ/h)	
right front	semi-rapid (9.0MJ/h)	simmer (5.1MJ/h)	simmer (5.1MJ/h)
right rear		rapid (12.1MJ/h)	rapid (12.1MJ/h)
power requirements			
connection	10 Amp plug and lead	10 Amp plug and lead	10 Amp plug and lead
dimensions^			
product (w x d) mm	910 x 410	896 x 531	863 x 531
cut-out (w x d) mm	880 x 380	860 x 490	830 x 470
availability	AU / NZ	AU / NZ	AU / NZ

^ **Important!** The above dimensions are a guide only. For complete dimensions and installation requirements, you must refer to the information provided with the product or visit the websites listed at the bottom of the page.

* Burners are rated for Natural Gas.



model	EHGF77BX	EHGC77BS	EHGC64AS
colour/finish	stainless steel	black/ceramic glass	black/ceramic glass
trim finish		stainless steel (EHGC77BS only)	stainless steel
electronic ignition	▪	▪	▪
flame failure safety	▪	▪	▪
burners*			
left front	triple ring wok (15.0MJ/h)	triple ring wok (15.0MJ/h)	triple ring wok (14.4MJ/h)
left rear	semi-rapid (9.0MJ/h)	semi-rapid (9.0MJ/h)	semi-rapid (9.0MJ/h)
right front	simmer (5.1MJ/h)	simmer (5.1MJ/h)	simmer (5.1MJ/h)
right rear	rapid (12.1MJ/h)	rapid (12.1MJ/h)	rapid (12.1MJ/h)
power requirements			
connection	10A plug and lead	10A plug and lead	10A plug and lead
dimensions^			
product (w x d) mm	746 x 531	746 x 531	612 x 531
cut-out (w x d) mm	680 x 490	680 x 490	570 x 490
availability	AU / NZ	AU / NZ	AU / NZ

^ **Important!** The above dimensions are a guide only. For complete dimensions and installation requirements, you must refer to the information provided with the product or visit the websites listed at the bottom of the page.

* Burners are rated for Natural Gas.

For more information please contact:

Australia 1300 363 640 www.electrolux.com.au

New Zealand 09 573 2230 www.electrolux.co.nz

†Refer to product information details on page 47.





products shown:
EMC2867BI built-in microwave oven, E0EE63CS single IOI® oven, ERCE9020AS rangehood,
EHD80170P induction cooktop, E0EE62CS (left) and E0EE63CS (right) single IOI® ovens,
ETM5207SC-L modular top mount fridge with EBM5107SC-R modular bottom mount fridge

electrolux rangehoods – clean lines, clean air, exceptional power

When designing your kitchen, the rangehood completes the story – the finishing touch for every modern kitchen. And with today's open plan kitchen designs, creating a clean quiet atmosphere is more important than ever.



Quieter kitchens make for more enjoyable entertaining

entertain without interruptions

Our new canopy rangehoods are designed to be whisper quiet and impressively powerful. You can enjoy entertaining without the distraction of cooking smells, smoke and unwelcome noise.

bold and striking or understated

Electrolux understands the need to create the perfect environment for entertaining and stylish everyday living. That's why our rangehoods are designed to complement any kitchen and reflect current trends.

A popular model, the canopy rangehood is styled to showcase your kitchen appliances. The new glass canopy rangehood presents a stunning alternative, its sleek contemporary fascia will flatter any kitchen interior.

The bold lines of the new stainless steel canopy rangehoods are striking and almost sculptural in appearance. Manufactured from stainless steel with a pewter-tone inlay, or stainless steel and glass, they flow harmoniously with the Electrolux E:Line kitchen collection. Their superior extraction and ultra quiet operation make them the obvious choice for those who seek the best.

If you prefer to keep your kitchen simple and minimalist, a fully integrated or slide out rangehood would suit your needs, as they are discreetly hidden within your kitchen cabinetry.



Sleek and stylish glass touch panel



Seamless integration across the entire E:Line range

canopy rangehood features†



model	ERCG9030AS	ERCE9020AS	ERCM9010AS
installation/rangehood style	wall canopy	wall canopy	wall canopy
finish	glass, stainless steel with pewter-tone inlay	stainless steel with pewter-tone inlay	stainless steel
max. air flow	961m³/hr	1120m³/hr	950m³/hr
filters	multi-layer with stainless steel covers	3 multi-layer with stainless steel covers	3 multi-layer with stainless steel covers
fan speeds	3 + boost	3 + boost	3
auto-off fan timer	▪	▪	▪
lights	2 x 20W halogen	2 x 20W halogen	2 x 20W halogen
controls	electronic touch	electronic touch	electronic push button
centrifugal fan	1	1	1
recirculating option	▪	▪	▪
optional carbon filters	▪	▪	▪
noise level dB(A) (maximum)	64 (high) 66 (boost)	56 (high) 60 (boost)	56
electrical supply required	240V/50Hz	240V/50Hz	240V/50Hz
dishwasher safe filters	▪	▪	▪
product dimensions†			
(h x w x d) mm	70* x 900 x 520	100* x 900 x 500	100* x 900 x 500
duct diameter	150mm	150mm	150mm
flue cover depth	333mm	330mm	330mm
flue cover width	407mm	395mm	395mm
max. chimney height from underside of body	1260mm	1275mm	1275mm
availability	AU / NZ	AU / NZ	AU / NZ

*body height

For more information please contact:

Australia 1300 363 640 www.electrolux.com.au

New Zealand 09 573 2230 www.electrolux.co.nz

†Refer to product information details on page 47.

integrated rangehood features†



model	EFG750X/A	EFG540G/A
installation/rangehood style	under cupboard/integrated	under cupboard/integrated
finish	stainless steel	grey
air flow	530m³/hr	360m³/hr
filters	2	2
fan speeds	3	3
lights	2 x 40W	2 x 40W
controls	slide	slide
centrifugal fan	2	2
recirculating kit	▪	▪
optional carbon filters	▪	▪
noise level dB(A) (maximum)	68	67
electrical supply required	240V/50Hz	240V/50Hz
washable filters	▪	▪
product dimensions†		
(h x w x d) mm	307 x 702 x 284	150 x 524 x 289
duct diameter	150mm	120mm
availability	AU / NZ	AU / NZ

slide out rangehood features†



model	EFP9500X/A	EFP6500X/A
installation/rangehood style	Integrated/slide out	Integrated/slide out
finish	stainless steel	stainless steel
air flow	390m³/hr	390m³/hr
filters	4	2
fan speeds	3	3
lights	2 x 40W	2 x 40W
controls	switch & slide	switch & slide
centrifugal fan	1	1
recirculating kit	▪	▪
optional carbon filters	▪	▪
noise level dB(A) (maximum)	67	67
electrical supply required	240V/50Hz	240V/50Hz
washable filters	▪	▪
product dimensions†		
(h x w x d) mm	175 x 898 x 300	175 x 598 x 300
duct diameter	125mm	125mm
availability	AU only	AU only

For more information please contact:

Australia 1300 363 640 www.electrolux.com.au

New Zealand 09 573 2230 www.electrolux.co.nz

†Refer to product information details on page 47.



products shown:
EOEE62CS (left) and EOEE63CS (right) single 10l[®] ovens,
EHGC95AS 900mm gas cooktop, ERCE9020AS rangehood,
EX601SC dishwasher, EBM4307SC-L modular bottom mount
fridge paired with ERM4307SC-R modular all vertical fridge

realLife™ dishwashers more room inside, same size outside

Based on thousands of hours of consumer observation and interviews, we've designed a dishwasher for the way you really live.

In real life, we use unusually shaped dishes, glasses of different heights, professional pots and pans, in fact, anything but the conventional! Whatever the load, and however you load it, RealLife™ will give sparkling results every time, thanks to the FlexiSpray™ arm, with its clever double-rotating action.

built for your lifestyle

From a fast and functional quick 30 minute program which gives a great wash to lightly soiled dishes in only half an hour, to the Intensive 70° program which removes heavy soiling.

energy saving technology

These dishwashers feature unique load sensing technology, which determines how much water is needed for each load. During the Auto program, turbidity sensors also detect the dirt level and adjust the wash cycle accordingly.

The AutoOff feature automatically disconnects your dishwasher as if it was unplugged 10 minutes after the cycle is over, eliminating energy consumption during standby mode.

XXL flexible interiors

With the XXL tub and adjustable shelves everything from large pots and pans to glasses of all shapes and sizes can be securely washed. The RealLife™ dishwasher is the ultimate entertaining companion.



Foldable cutlery basket and soft spikes (ESF66814XR)



FlexiSpray™ arm



XXL stacking

dishwasher features†



model	ESF66814XR	ESL67040R
size	600mm	600mm
model type	built-under ±	fully integrated
door	mark-resistant stainless steel	your cabinetry
top mounted controls	■	■
place settings	13	13
intensive 70°	■	■
auto program	■	■
eco program	■	■
quick 30 min program	■	■
pre-wash / rinse program	■	■
drying system	dry tech	dry tech
flexi-spray arm	■	■
delay start	1-24 hours	1-24 hours
auto off	■	■
time remaining display	■	■
spray arms	2 + ceiling shower	2 + ceiling shower
tablet function	■	■
load and turbidity sensing	■	■
water safety system	aqua control	aqua control
anti-flood device	floating switch	floating switch
light beam on the floor	■	■
height adjustable upper basket	■	■
foldable cup racks in upper basket	3	3
foldable plate racks in lower basket	2	2
soft spikes	■	■
water efficiency star rating*	5	5
water consumption (litres)	10.6	10.6
energy star rating	3	3
noise level dB(A)	48	48
product dimensions excluding worktop (h x w x d) mm	818-878 x 596 x 575	818 x 596 x 550
availability	AU / NZ	AU / NZ

± Built under – Dishwasher needs to be secured under a counter with supplied brackets and screws. Option to integrate the dishwasher behind a cabinetry kick panel if required.

* WELS Standard AS/NZS 6400.2005

Note: Above dimensions are product dimensions only, not building-in cut-out dimensions.

For more information please contact:

Australia 1300 363 640 www.electrolux.com.au

New Zealand 09 573 2230 www.electrolux.co.nz

†Refer to product information details on page 47.

e:line modular refrigeration professional styling to impress

The range of Electrolux E:Line Kitchen Collection appliances is the result of collaboration between our global designers and leading kitchen architects.



modular bottom mount fridge EBM5107SC-L with bottom mount fridge EBM5107SC-R

When you choose from the E:Line modular range, you experience the sophisticated styling of linear design and high quality stainless steel, creating a standout in any living space.

freedom to mix and match

By mixing and matching the 10 Electrolux E:Line modular fridges, you can create up to 25 combinations, to give you a customised refrigeration solution. Whatever your choice, as a single or modular combination, there's a model to perfectly match your living space and lifestyle.

reducing your footprint

The entire range of modular fridges now use R600a refrigerant so you can feel confident your refrigerator is creating less impact on the environment.

star performer

Setting a new standard for best in class energy efficiency with sophisticated styling, the Electrolux top mount fridges are the first in Australia to be recognised with a 4 star energy rating.



visual harmony across the E:Line kitchen collection



infinitely adjustable interiors



the mother nature of all fridges

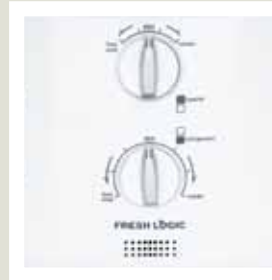


e:line modular bottom mount fridge EBM4307SC-L with single door fridge ERM4307SC-R, dishwasher EX601SC

modular refrigeration features

modular configuration

The modular range allows you the freedom to mix and match 10 different fridge and freezer combinations to create 25 different options. This ensures there's a fridge to satisfy all of your food storage needs.



total control

Separate temperature controls allow you to get the perfect temperature in the fridge as well as the freezer.

handles that do more than open doors

The professionally inspired, sleek bar handles look exceptional in any living space. They are designed to take the effort out of opening and closing the fridge or freezer door.



innovative deli drawers

This compartment has independent chill outlets and is designed to isolate odours, providing storage for speciality food.

visual harmony

The Electrolux E:Line range of fridges, dishwashers and built-in cooking appliances will give your kitchen seamless style.




create the ideal environment

Humidity controls on each crisper create the ideal storage environment to keep fruit and vegetables garden fresh.

mark-resistant stainless steel

The invisible, mark-resistant coating helps protect the exterior of the fridge from everyday fingerprints and grime. This reduces cleaning time and helps keep the sleek appearance of your kitchen.



simply twist & serve

The ingenious twist ice server is an easy way to dispense ice. Store the frozen ice in the removable tray and freeze more – perfect for parties or everyday refreshments.

easy glide access

No matter how full the crisper and freezer drawers, easy glide telescopic runners ensures effortless access to your food.






































energy stars

The modular range now features the first four star fridge in Australia. It uses superior components and a non-synthetic refrigerant (R600a) to achieve best in energy class efficiency. (ETM5207SC model only)

freedom to mix and match 10 models, 25 combinations

By mixing and matching the 10 Electrolux E:Line modular fridges, you can create up to 25 combinations, providing you with a customised refrigeration solution. Whatever your decision, there's a model or combination to perfectly match your living space and lifestyle.

	 122L 396L ETM5207SC-R	 349L 156L EBM5107SC-R	 103L 339L ETM4407SC-R	 300L 131L EBM4307SC-R	 430L ERM4307SC-R
 122L 396L ETM5207SC-L	 ERS5252-01C	 ERS5251-01C	 ERS5244-01C	 ERS5243-01C	 ERS5240-01C
 349L 156L EBM5107SC-L	 ERS5152-01C	 ERS5151-01C	 ERS5144-01C	 ERS5143-01C	 ERS5140-01C
 103L 339L ETM4407SC-L	 ERS4452-01C	 ERS4451-01C	 ERS4444-01C	 ERS4443-01C	 ERS4440-01C
 300L 131L EBM4307SC-L	 ERS4352-01C	 ERS4351-01C	 ERS4344-01C	 ERS4343-01C	 ERS4340-01C
 360L EFM3607SC-L	 ERS3652-01C	 ERS3651-01C	 ERS3644-01C	 ERS3643-01C	 ERS3640-01C
combined door width (including connection kit) * freezer					
<div> <div></div> 1612mm <div></div> 1512mm <div></div> 1412mm </div>					

Important! For complete dimensions and installation requirements, you must refer to the information provided with the product or visit www.electrolux.com.au

All combinations are available in Australia, only some are available in New Zealand. Check the specification tables on the following pages for availability.

e:line modular refrigeration features†



**top mount
ETM5207SC**

**top mount
ETM4407SC**

**bottom mount
EBM5107SC**

model	ETM5207SC	ETM4407SC	EBM5107SC
gross capacity (litres)	520	440	510
food compartment gross capacity (litres)	396	339	349
freezer compartment gross capacity (litres)	122	103	156
mark-resistant stainless steel door finish	▪	▪	▪
energy star rating (new scale)	4	3.5	3
energy star rating (old scale)		5	5
energy consumption kWh/year	402	369	428
square flat door design	▪	▪	▪
frost-free	▪	▪	▪
multi-flow air delivery system	▪	▪	▪
separate temperature controls for fridge & freezer	▪	▪	▪
fridge features			
FreshLogic® deodoriser	▪	▪	▪
adjustable spillsafe™ glass shelves	2	2	1
slide away shelf (adjustable)	1	1	1
fixed spillsafe™ glass shelf	1	1	1
full width deli compartment		1	
half width deli compartment	2		2
modular anodised wine caddy	▪	▪	▪
easy glide crispers	▪	▪	▪
separated crispers	▪		▪
humidity control for crisper	▪	▪	▪
half-width dairy compartment with lid (in door)	2	2	2
half-width door bins	3	4	2
full-width door bin / with bottle twist holder	2 / 1	2 / 1	2 / 1
egg tray	▪	▪	▪
interior fridge light	1 x 40 W	1 x 40 W	1 x 40 W
freezer features			
adjustable spillsafe™ glass shelves	1	1	
easy glide freezer bins			2
full-width freezer door bins	2	2	
freezer storage drawer			▪
twist ice server	3	3	3
removable ice bucket and scoop			▪
other features			
R600a refrigerant	▪	▪	▪
adjustable front rollers	▪	▪	▪
rear rollers	▪	▪	▪
door opening	L / R	L / R	L / R
dimensions	refer to page 44		
availability	AU only	AU only	AU / NZ

Important! Please ensure that the access to your kitchen (including doorways, corridors, island benches, etc) allows sufficient clearance to move your fridge into position.



For more information please contact:

Australia 1300 363 640 www.electrolux.com.au

New Zealand 09 573 2230 www.electrolux.co.nz

†Refer to product information details on page 47.

e:line modular refrigeration features†



bottom mount
EBM4307SC

single door fridge
ERM4307SC

single door freezer
EFM3607SC

model	EBM4307SC	ERM4307SC	EFM3607SC
gross capacity (litres)	430	430	360
food compartment gross capacity (litres)	300	430	
freezer compartment gross capacity (litres)	131		360
mark-resistant stainless steel door finish	▪	▪	▪
energy star rating (new scale)	3	3	3
energy star rating (old scale)	5	6	5
energy consumption kWh/year	406	250	400
square flat door design	▪	▪	▪
frost-free	▪	▪	▪
multi-flow air delivery system	▪	▪	▪
separate temperature controls for fridge & freezer	▪	▪	▪
fridge features			
FreshLogic® deodoriser	▪	▪	
adjustable spillsafe™ glass shelves	1	3	
slide away shelf (adjustable)	1	1	
fixed spillsafe™ glass shelf	1	2	
full width deli compartment	1	2	
half width deli compartment			
modular anodised wine caddy	▪	▪	
easy glide crispers	▪	▪	
humidity control for crisper	▪	▪	
half-width dairy compartment with lid (in door)	2	2	
half-width door bins	2	4	
full-width door bin / with bottle twist holder	2 / 1	2 / 2	
full-width can bin		▪	
egg tray	▪	▪	
interior fridge light	1 x 40 W	1 x 40 W	
freezer features			
adjustable spillsafe™ glass shelves			3
easy glide freezer bins	2		4
freezer storage drawer	▪		▪
twist ice server	3		3
removable ice bucket and scoop	▪		▪
interior freezer light			1 x 25 W
other features			
R600a refrigerant	▪	▪	▪
adjustable front rollers	▪	▪	▪
rear rollers	▪	▪	▪
door opening	L / R	R	L
dimensions			
		refer to page 44	
availability			
	AU / NZ	AU / NZ	AU / NZ

Important! Please ensure that the access to your kitchen (including doorways, corridors, island benches, etc) allows sufficient clearance to move your fridge into position.



For more information please contact:

Australia 1300 363 640 www.electrolux.com.au

New Zealand 09 573 2230 www.electrolux.co.nz

†Refer to product information details on page 47.

classic e:line side by side superior styling, maximum storage

Make a statement in your kitchen with the ultra-stylish and spacious E:Line side by side refrigerator. Beautifully designed inside and out, you'll enjoy a massive capacity of up to 700L with enough storage to make entertaining a breeze. And with an array of premium features like our innovative ice and water dispenser, even the highest expectations will be satisfied.



full length lighting

The Electrolux E:Line large side by side shares the same sophisticated styling of linear design and high quality stainless steel finish of the Electrolux E:Line Kitchen Collection.

ice and water instantly

Whether you're mixing cocktails for guests or making a quick drink for yourself, our new ice and water dispenser offers the perfect combination of design and functionality. Modern touch controls and streamlined fascias add style, while fresh filtered water and crushed or cubed ice can be instantly dispensed from the handy combi-lever. Plus with our unique water dispensing system, you can easily fill vessels of all shapes and sizes.

space to chill

More space in your freezer gives you more reason to entertain. Cleverly designed to create additional storage space, the compact ice maker and removable ice storage bin provide great flexibility and convenience.



easy glide telescopic runners in fridge and freezer



modular anodised wine caddy



convenient bottle fill for water bottles

compact e:line side by side professionally inspired

The Electrolux E:Line compact side-by-side shares the same sophisticated styling of linear design and high quality stainless steel finish of the Electrolux E:Line Kitchen Collection.



The dedicated fridge and freezer compartments, with large storage capacity, make it easy to organise your fresh and frozen food.

fits a standard 900mm space

The Electrolux E:Line compact side by side is cleverly designed to fit into a popular 900mm wide fridge cavity, so you can achieve a professional look without remodelling your kitchen.

effortless style with minimal effort

Created with a seamless style, multi-function controls can be precisely attuned to your everyday requirements. When you go away for a holiday, you can reduce your energy consumption at the touch of a button with eco/vacation modes. Quick freeze gives you the convenience of speed cooling, while temperatures are controlled with fingertip ease.



full length lighting



adjustable slide away shelf



deli compartment



'deadfront' controls

e:line side by side refrigeration features†



model	ESE6977SF	ESE7007SF	ESE6077SF	ESE6107SF
type	large	large	compact	compact
gross capacity (litres)	690	700	600	610
fridge compartment gross capacity (litres)	450	450	357	357
freezer compartment gross capacity (litres)	240	249	240	249
mark-resistant stainless steel door finish	▪	▪	▪	▪
energy star rating (new)	3	3	3	3
energy consumption (kwh/year)	555	525	525	519
full length designer bar handles	▪	▪	▪	▪
frost-free	▪	▪	▪	▪
multi-flow air delivery system	▪	▪	▪	▪
electronic temperature controls	▪ (external)	▪ (internal)	▪ (external)	▪ (internal)
drinks chill alarm	▪	▪	▪	▪
quick freeze function	▪	▪	▪	▪
fast ice	▪	▪	▪	▪
eco/vacation mode	▪	▪	▪	▪
door alarm	▪	▪	▪	▪
freezer temperature alarm	▪	▪	▪	▪
filter replacement alarm	▪	▪	▪	▪
separate temperature controls for fridge & freezer	▪	▪	▪	▪
fridge features				
adjustable spillsafe™ glass shelves	2	2	2	2
adjustable slide away shelf	▪	▪	▪	▪
full width deli compartment	▪	▪	▪	▪
modular anodised wine caddy	▪	▪	▪	▪
full-width humidity controlled crispers	▪	▪	2	2
adjustable dairy locker	▪	▪	▪	▪
bottle bins / with bottle twist holders	2	2	4 / 2	4 / 2
FreshLogic® deodoriser	▪	▪	▪	▪
egg tray	▪	▪	▪	▪
interior fridge light	LED	LED	LED	LED
freezer features				
adjustable spillsafe™ glass shelves	2	3	2	3
freezer bins	3 easy glide	3 easy glide	3 baskets	3 baskets
full-width freezer door bins	▪	▪	3	5
ice & water dispenser	▪	▪	▪	▪
combi lever	▪	▪	▪	▪
bottle fill function	▪	▪	▪	▪
twist ice and serve trays	▪	3	▪	3
removable ice cube bin	▪	▪	▪	▪
interior freezer light	LED	LED	LED	LED
other features				
R600a refrigerant	▪	▪	▪	▪
adjustable front rollers	▪	▪	▪	▪
rear rollers	▪	▪	▪	▪
dimensions	refer to page 32		refer to page 32	

Important! Please ensure that the access to your kitchen (including doorways, corridors, island benches, etc) allows sufficient clearance to move your fridge into position.



For more information please contact:

Australia 1300 363 640 www.electrolux.com.au

New Zealand 09 573 2230 www.electrolux.co.nz

†Refer to product information details on page 47.



large side by side ice & water model ESE6977SF

french-door with the perfect measurements

The new Electrolux French-door is the only one of its kind designed to fit perfectly into the popular 800mm wide refrigerator cavity. Stunning double doors open to a thoughtfully organised interior, where there's a place for everything and everything in its place. Surprisingly accommodating, the Electrolux French-door is perfect for entertaining or stocking up on the week's groceries.



smart freezer lighting



deep freezer bins

The French-door design with the freezer at the bottom and fridge on top, gives easy access to everyday fresh food items. It means all your groceries are at eye level within easy reach, without having to bend over.

For busy people on the run, simply open one side to access daily items like milk and juice, or fruit from the crisper.

let food come to you

The freezer door gently glides towards you, presenting food in two deep, well lit drawers, making it easier to find your frozen items. Organise food into separate bins, each big enough to hold a whole chicken. And the soft touch self-closing drawer ensures the freezer isn't left open by mistake.

everything in its place

The Electrolux French-door makes the most of its interior space with thoughtful storage solutions. Adjustable door bins, handy deli drawers, individual crisper bins and a slide away glass shelf, ensures there's a place for food and drinks of all shape and sizes.

reducing your footprint

The Electrolux French-door uses R600a refrigerant so you can feel confident your refrigerator is creating less impact on the environment.



access the crispers with one door open

four-door an entertainer's delight, a gourmet's dream

The Electrolux four-door is a fridge of exceptional beauty, innovative design and absolute functionality.

The elegantly symmetrical four half-width doors require minimum space to swing open and are ideal for narrower kitchens and island benches.

It has an interior large enough to fit the biggest party platters. And with multiple drawers and compartments in both the fridge and the freezer, organising different fresh and frozen foods is simple.

a freezer for the organised

With seven slide-out freezer drawers there is a place for everything. The two doors allow you to separate your long-term frozen foods from the ones you use every day, and by reducing the amount of times you open each door, you reduce energy consumption and ensure optimum performance.

reducing your footprint

The four-door fridge now uses R600a refrigerant so you can feel confident your refrigerator is creating less impact on the environment.



extra wide fridge compartment



deep door bins



freezer with plenty of compartments

built-in refrigeration totally integrated, totally you

If you prefer to customise the look of your kitchen, then the Electrolux E:Line built-in fridge and freezer has been designed for you.



integrates with kitchen cabinetry

It allows you the freedom to choose your own exterior, integrating perfectly with the rest of your kitchen, to create a unique design with visual synergy.

a genuine solution

Unlike some existing sliding integration kits, this is a genuine 'built-in' solution, with no door alignment issues and a seamless trim finish.

reducing your footprint

These built-in models now use R600a refrigerant you can feel confident your refrigerator is creating less impact on the environment.



bottle fingers



super-sized crisper



spacious interior

multi-door and built-in refrigeration features†



model	EHE5107SA	EQE6007SB	EFM3001WD	ERM3701WD
type	french-door	four-door	built-in freezer	built-in fridge
gross capacity (litres)	510	602	300	370
food compartment gross capacity (litres)	349	370		370
freezer compartment gross capacity (litres)	156	232	300	
exterior finish	mark-resistant stainless steel door	mark-resistant stainless steel door	fully integrated*	fully integrated*
energy star rating (new scale)	2	2	3	2.5
energy star rating (old scale)	n/a	4	5	6
energy consumption (kWh/year)	555	616	370	257
square flat door design	■			
hidden hinges	■	■		
frost-free	■	■	■	■
door opening	french-door with freezer drawer	four-door	left or right	left or right
reversible door			■	■
clean back design	■	■	■	■
multi-flow air delivery system	■	■	■	■
electronic controls	■	■		
rotary controls			■	■
separate temperature controls for fridge & freezer	■	■	■	■
fast freeze/express freeze function	■	■		
vacation mode	■	■		
eco mode	■			
drinks chill alarm	■			
door alarm	■	■		
freezer temperature alarm	■	■		
timer function		■		
fridge features				
FreshLogic® deodoriser	■			■
adjustable spill safe glass shelves	■	2		4
slide away shelf (adjustable)	■			
fixed spill safe glass shelves		1		
deli compartment	2 x half width	1 x half width		1
chill compartment		1 x half width		
modular anodised wine caddy	■			■
separated humidity controlled crispers	2 x half width	1 x half width		1 x full width
dairy compartment with lid	2	1		
full-width bottle bins	3	2		2
full-width door bins	2	2		1
half-width door bins				6
egg tray	■	■		■
interior fridge light	LED	4 x 15W		1 x 40W
freezer features				
self-close freezer door	■			
freezer storage	2 x easy glide (telescopic) drawers	5 x drawers with clear fascia	4 x baskets with clear fascia	
delicates/frozen pastry tray	■			
adjustable spillsafe™ glass shelves			3	
twist ice server	■	■	■	
ice cube storage bins		■	■	
removable ice bucket and scoop	■			
other features				
R600a refrigerant	■	■	■	■
adjustable front rollers	■			
rear rollers	■	■	■	■
dimensions	refer to page 45	refer to page 46	refer to page 46	refer to page 46
availability	AU / NZ	AU / NZ	AU / NZ	AU / NZ
*door panels not included with product				

Important! Please ensure that the access to your kitchen (including doorways, corridors, island benches, etc) allows sufficient clearance to move your fridge into position.

For more information please contact:

Australia 1300 363 640 www.electrolux.com.au

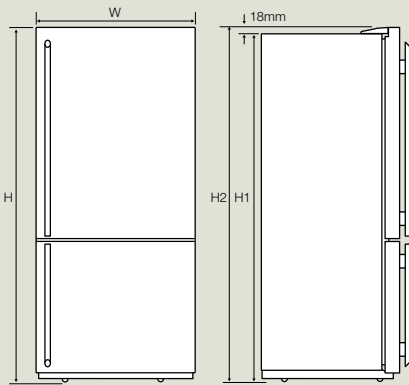
New Zealand 09 573 2230 www.electrolux.co.nz

†Refer to product information details on page 47.

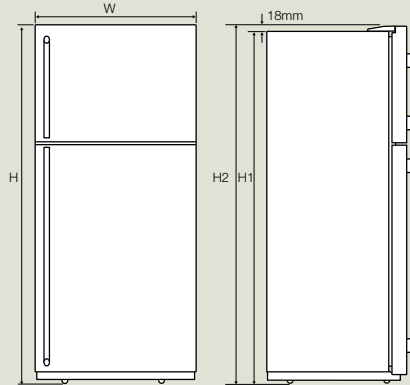
dimensions and installation guide

modular refrigeration

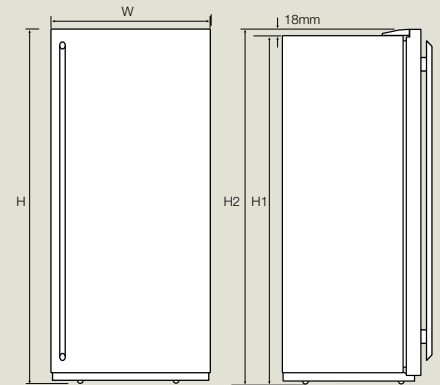
E:Line bottom mount fridge EBM5107SC, EBM4307SC



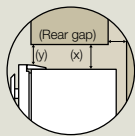
E:Line top mount fridge ETM5207SC, ETM4407SC



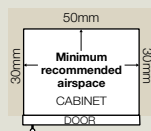
E:Line single door ERM4307SC, EFM3607SC



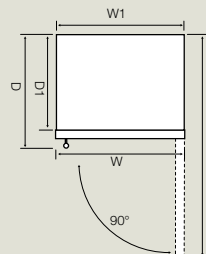
Minimum Recommended Airspaces



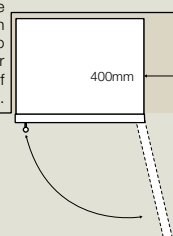
If you do not have a cupboard with a rear gap, the recommended clearance area on top increases from 50mm to 90mm (x) and from 32mm to 72mm (y).



Please note:
Doors are designed to sit proud of cabinetry (not flush).



Front face of bench aligned to front corner edge of cabinet.



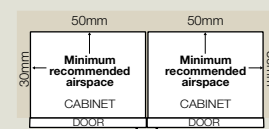
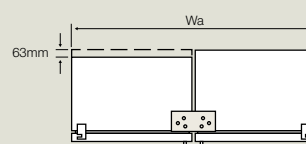
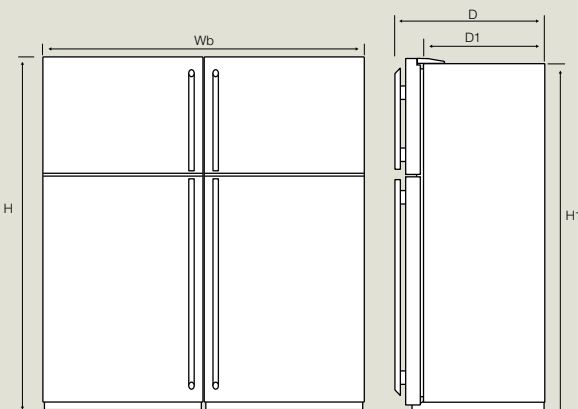
When positioned in a corner area, spacing of at least 400mm on the hinge side will allow the doors to open enough to enable the removal of bins and shelves.

Cabinet dimensions:

	max door height (H)	cabinet height (H1)	total height (H2)	door width (W)	cabinet width (W1)	total depth (D)	cabinet depth (D1)	depth door open (D2)
EBM5107SC	1720	1702	1720	800	790	745	612	1450
EBM4307SC	1720	1702	1720	700	690	745	612	1350
ETM5207SC	1720	1702	1720	800	790	745	612	1450
ETM4407SC	1720	1702	1720	700	690	745	612	1350
ERM4307SC	1720	1702	1720	700	690	683	550	1270
EFM3607SC	1720	1702	1720	700	690	683	550	1270

Important! Please ensure that the access to your kitchen (including doorways, corridors, island benches, etc) allows sufficient clearance to move your fridge into position.

Joined dimensions



Please note:
Doors are designed to sit proud of cabinetry (not flush).

Joined cabinet dimensions:

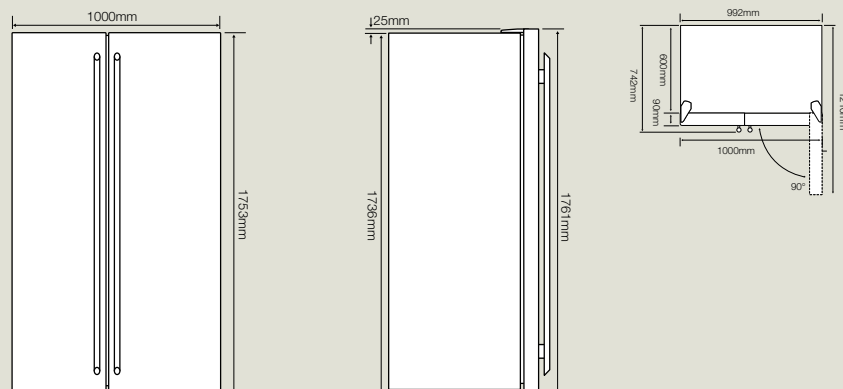
individual cabinet widths (W1)		cabinet height (H1)	max door height (H)	joined cabinet width (Wa)	joined door width (Wb)	max total depth (D)	max cabinet depth (D1)
model 1	model 2						
790	790	1702	1720	1600	1612	745	612
790	690	1702	1720	1500	1512	745	612
690	690	1702	1720	1400	1412	745	612

For connection kit installation instructions go to www.electrolux.com.au

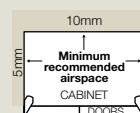
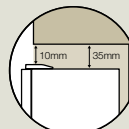
dimensions and installation guide

large side by side refrigeration

E:Line large side by side fridge ESE6977SF, ESE7007SF




Minimum Recommended Airspaces



Please note:
Doors are designed to sit proud of cabinetry (not flush).

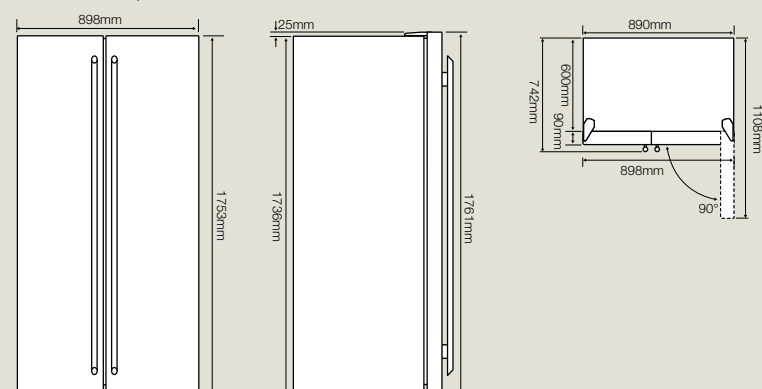
Front face of bench aligned to front corner edge of cabinet.



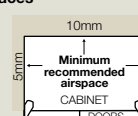
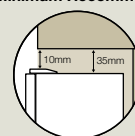
When positioned in a corner area, spacing of at least 350mm on the fridge side and 250mm on the freezer side will allow the doors to open enough to enable the removal of the crisper bins and shelves.

compact side by side refrigeration

E:Line compact side by side fridge ESE6077SF, ESE6107SF

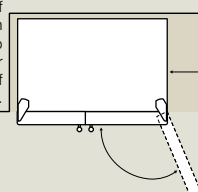


Minimum Recommended Airspaces



Please note:
Doors are designed to sit proud of cabinetry (not flush).

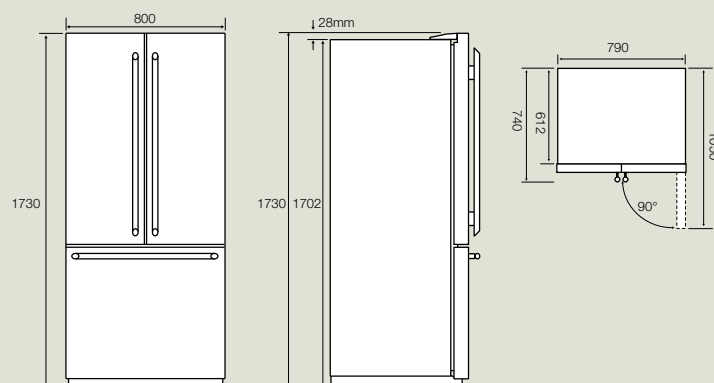
Front face of bench aligned to front corner edge of cabinet.



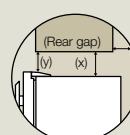
When positioned in a corner area, spacing of at least 350mm on the fridge side and 250mm on the freezer side will allow the doors to open enough to enable the removal of the crisper bins and shelves.

french-door refrigeration

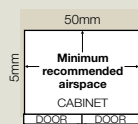
E:Line french-door fridge EHE5107SA



Minimum Recommended Airspaces

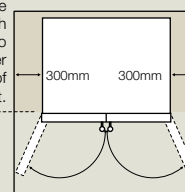


If you do not have a cupboard with a rear gap, the recommended clearance area on top increases from 50mm to 90mm (x) and from 32mm to 72mm (y).



Please note:
If 5 mm side clearance, the fridge cabinet must sit at least 5 mm proud of kitchen cabinetry for doors to open. A 5 mm side clearance requires 50 mm rear clearance and 50–90mm clearance above.

Front face of bench aligned to front corner edge of cabinet.

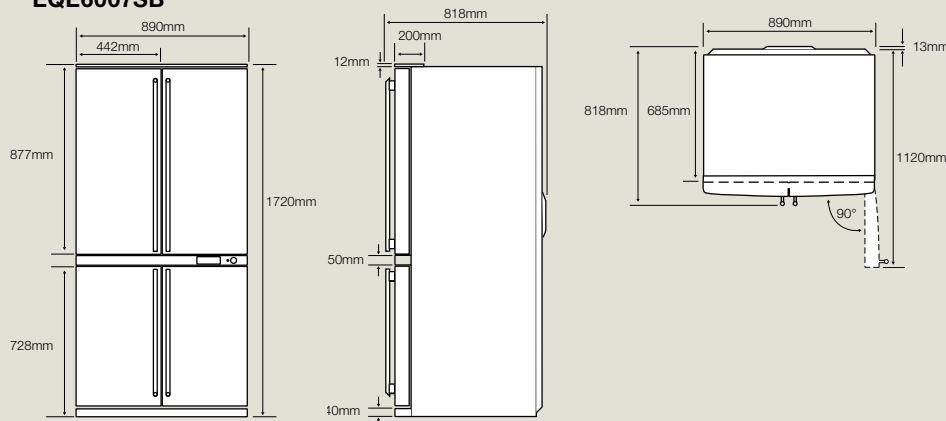


When positioned in a corner area, spacing of at least 300mm on the hinge side will allow the doors to open enough to enable the removal of bins and shelves.

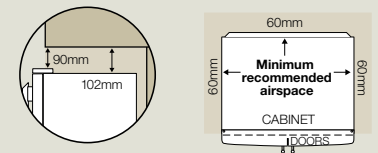
dimensions and installation guide

four-door refrigeration

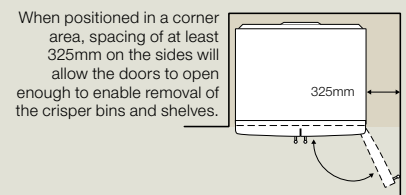
E:Line four-door fridge EQE6007SB



Minimum Recommended Airspaces

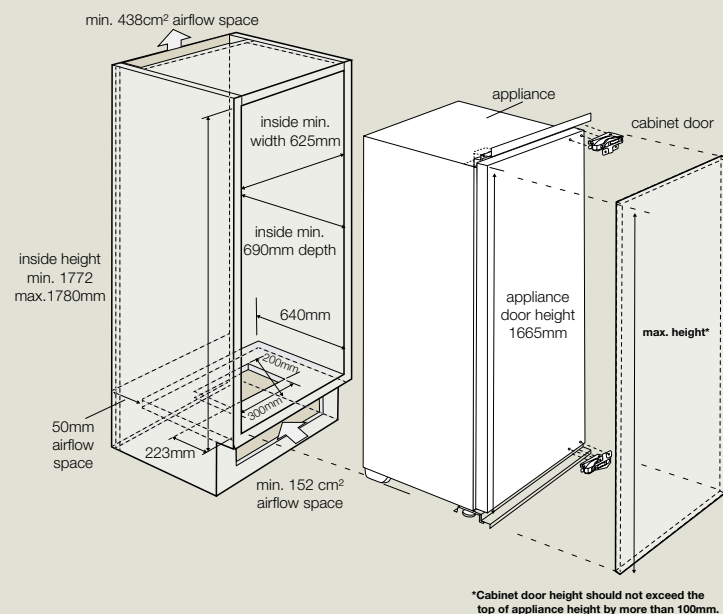


NOTE: Doors are designed to sit proud of cabinetry (not flush).



built-in refrigeration

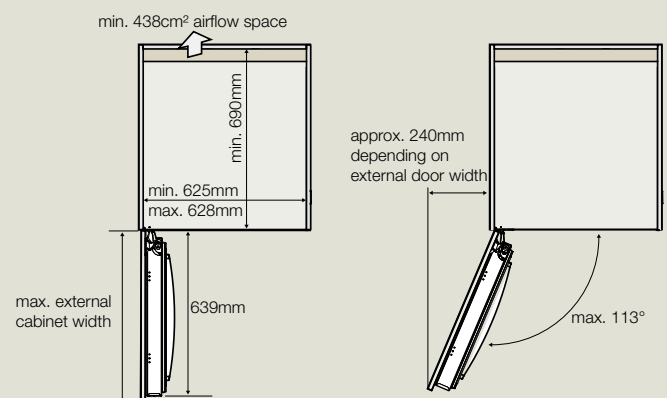
E:Line built-in fridge ERM3701WD, EFM3001WD



Note: Ventilation grille should be cut out to suit customer requirements with a minimum of 152cm² of cross-sectional area for ventilation grille airflow.

- External dimensions depend on thickness of cabinet materials used.
- Cabinet door widths should not exceed total cabinet width to allow proper door opening.
- Cabinetry door attached to the appliance door should not exceed 15kg in weight.


NOTE: kitchen cabinetry is not included with the appliance



For detailed assembly instructions, refer to the installation manual included with the products, visit www.electrolux.com.au or call 1300 363 640.

electrolux top service

Electrolux Top Service encompasses the after sales service including Delivery, Home Service and Spare Parts



delivery

The purchase of a new appliance is an exciting experience. Electrolux customers can, for an additional charge, choose to have their new appliance delivered by our experienced staff. This service, at the customer's option, includes the removal and recycling of packaging materials and even the old appliance if necessary. Delivery is available in Adelaide, Brisbane, Melbourne, Perth and Sydney. It may not be available in some rural locations and is not available in New Zealand.

home service

Home Service is provided for repairs to appliances by trained technicians. For repairs to appliances that are outside the manufacturer's warranty period and not required as a result of a manufacturing defect, a service fee is payable. Home Service is available throughout Australia and New Zealand.

spare parts

Home Service and Spare Parts can be contacted by phone using our toll free national numbers.

Australia

Service 13 13 49
Spare Parts 13 13 50
www.electrolux.com.au

New Zealand

Service 0800 10 66 10
Spare Parts 0800 10 66 20
www.electrolux.co.nz

customer care

For more information on Electrolux products, please call our Customer Care team or visit our website.

Australia

1300 363 640

New Zealand

09 573 2230

warranty

Electrolux Home Products Pty Ltd and Electrolux (NZ) Ltd warrants that for domestic applications the Electrolux E:Line products featured in this brochure are free from defects in materials and workmanship for 2 years (3 months warranty for commercial applications, excluding dishwashers as they are only suitable for domestic or equivalent applications. They are not suitable for applications where health and industry requirements and regulations apply.) All warranties are subject to the conditions set out in the warranty card accompanying the product when purchased. An additional 3 year warranty is provided to cover replacement of parts for the sealed refrigeration system (domestic applications only).

product information

The descriptors and illustrations in this publication apply to the specific products and models described as at the date of issue. Under our policy of continuous product development, product specifications may change without notice. Prospective purchasers should therefore check with their retailer to ensure this publication correctly describes the products that are being offered for sale. All information supplied is to be used for general reference purposes only and is on the understanding that Electrolux Home Products Pty Ltd and Electrolux (NZ) Ltd will not be liable for any loss, liability or damage of whatever kind arising as a result of reliance on such information. Colours of products illustrated are as close as printing limitations allow.



Printed on stock containing 55% recycled material & 45% from sustainable forests.

Electrolux Home Products

Australia

telephone: 1300 363 640
fax: 1800 350 067
email: customercare@electrolux.com.au
web: www.electrolux.com.au

New Zealand

telephone: 09 573 2230
fax: 0800 36 36 00
email: customercare@electrolux.co.nz
web: www.electrolux.co.nz

The Thoughtful Design Innovator.

Do you remember the last time you opened a gift that made you say "Oh! How did you know? That's exactly what I wanted!" That's the kind of feeling that the designers at Electrolux seek to evoke in everyone who chooses or uses one of our products. We devote time, knowledge, and a great deal of thought to anticipating and creating the kind of appliances that our customers really need and want.

This kind of thoughtful care means innovating with insight. Not design for design's sake, but design for the user's sake. For us, thoughtful design means making appliances easier to use and tasks more enjoyable to perform, freeing our customers to experience that ultimate 21st century luxury, ease of mind. Our aim is to make this ease of mind more available to more people in more parts of their everyday lives, all over the world. So when we say we're thinking of you, you know we mean just that.

The "Thinking of you" promise from Electrolux goes beyond meeting the needs of today's consumers. It also means we're committed to making appliances safe for the environment — now and for future generations.

Electrolux. Thinking of you.

Share more of our thinking at www.electrolux.com.au or www.electrolux.co.nz